

# 26 Quick Access AMEPOnline topics with settlement themes

## 26 Quick Access AMEPOnline topics with settlement themes


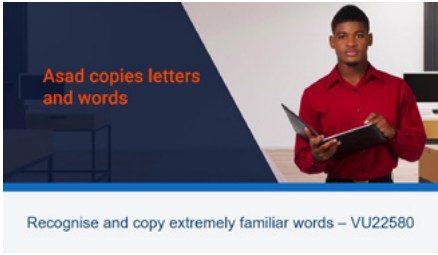



The table below lists a selection of 26 AMEPOnline topics with settlement themes for quick access. The first column provides the topic. A picture of the unit is then provided, along with a brief outline of the unit, settlement themes, and the AMEPOnline level.

AMEPOnline uses five levels. A description of each is provided below.

AMEPOnline Levels	Description of levels
Level 1	Level 1 caters for students who are learning absolute beginner literacy, numeracy, extremely basic English language and digital literacy, and may have no or very little experience of classroom education.
Level 2	Level 2 continues to build basic literacy, numeracy, and basic English speaking, reading, listening and writing, and digital literacy.
Level 3	Level 3 offers beginner English language speaking, reading, writing and listening skills directly related to immediate and personal and social needs. Also builds digital skills.
Level 4	Level 4 offers post-beginner English, reading, writing and listening skills for simple everyday communication and community participation. Also builds digital skills.
Level 5*	Level 5 consolidates intermediate English speaking, reading, writing and listening skills for a range of further education (including vocational) opportunities. Continues digital literacy. *Certificate III in EAL (Access) aligns to exit level ACSF 3 and IELTS 5/5.5.





**Note:** Material presented in these AMEP e-learning modules represents a selection of the content identified in the units of the EAL Framework curriculum. In some AMEPOnline modules the material may not address all of the unit requirements.


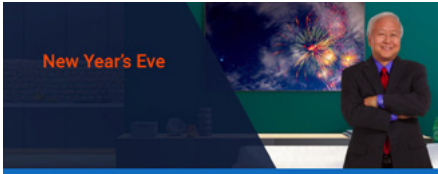


No.	Topics	Find the unit	Brief outline	Settlement theme	Level
1	Introductions		<ul style="list-style-type: none"> <li>Meeting people:               <ul style="list-style-type: none"> <li>Hello my name is...</li> <li>Nice to meet you</li> <li>How are you?</li> </ul> </li> <li>Giving personal information at the doctor's</li> </ul>	Feeling at home in Australia/ A new life  Health	1
2	The alphabet		<ul style="list-style-type: none"> <li>Letters and sounds</li> <li>Spell own name</li> <li>Alphabetical order</li> </ul>	Learning English	1


No.	Topics	Find the unit	Brief outline	Settlement theme	Level
3	Numbers 1 to 100		<ul style="list-style-type: none"> <li>Recognise, copy, order numbers from 1 to 100</li> </ul>	Learning English  Money	1
4	Letters and words		<ul style="list-style-type: none"> <li>Letters and two-letter sounds</li> <li>Words (3 words each for transport, learning materials, classroom items, places, people, devices)</li> <li>Your name</li> </ul>	Learning English  Education  Transport	1
5	Using digital devices		<ul style="list-style-type: none"> <li>Phone</li> <li>Computer</li> <li>ATM</li> <li>EFTPOS machine</li> <li>Supermarket checkout</li> <li>Touch menu</li> <li>Ticket vending machine</li> <li>Parking meter</li> </ul>	Feeling at home in Australia/ A new life	1
6	Timetables		<ul style="list-style-type: none"> <li>Timetable — days, classroom, teacher</li> <li>Analogue time on clock</li> <li>Learning materials</li> <li>Follow instructions from teacher</li> <li>Some digital content — computer instructions</li> </ul>	Education  Transport	1
7	Your English class		Learning steps <ul style="list-style-type: none"> <li>Where can you learn</li> <li>What can help you (phone, computer, books, tablet, TV, radio, videos, dictionary)</li> <li>Ready to learn — check your class time/place, what to bring</li> <li>Make your learning plan</li> </ul>	Learning English  Education	2

No.	Topics	Find the unit	Brief outline	Settlement theme	Level
8	Work		<ul style="list-style-type: none"> <li>Job vocabulary, safety at work (wash hands, safe lifting), work wear, colours, time, job instructions</li> </ul>	Work Safety Health	2
9	Meeting new people		<ul style="list-style-type: none"> <li>Nice to meet you</li> <li>About my family</li> <li>About me</li> </ul>	Feeling at home in Australia/A new life	2
10	Form filling		<ul style="list-style-type: none"> <li>Follow instructions on a form</li> <li>Give personal information (name, date of birth)</li> <li>Give contact information (address, phone, email)</li> <li>Job application — filling in an online form</li> </ul>	Work Feeling at home in Australia/A new life	2
11	Making appointments		<ul style="list-style-type: none"> <li>Calendar days, dates and appointments</li> <li>School vocabulary (library, art, sports, parent, teacher, school newsletter)</li> </ul>	Feeling at home in Australia/A new life Education Health	2
12	Letters and words		<ul style="list-style-type: none"> <li>Listen, say spell, match, write letters and words</li> </ul>	Learning English Education	2

No.	Topics	Find the unit	Brief outline	Settlement theme	Level
13	Work at the supermarket	 <p>Asad and Noora at work in the supermarket</p> <p>Participate in short simple exchanges – VU22591</p>	<ul style="list-style-type: none"> <li>• Supermarket prices (fruit)</li> <li>• Saying hello and goodbye to workmates and the boss</li> <li>• How to talk to customers</li> <li>• Questions about work tasks</li> <li>• Leaving at the end of the day</li> </ul>	<p>Work</p> <p>Feeling at home in Australia/ A new life</p> <p>Shopping</p>	3
14	Following instructions/ directions	 <p>Follow instructions and directions</p> <p>Give and respond to short, simple spoken instructions and information – VU22592</p>	<ul style="list-style-type: none"> <li>• Instructions in class/ at work/ at home</li> <li>• How to use a photocopier</li> <li>• How to serve a customer</li> <li>• How to make fruit salad</li> <li>• Directions explaining how to get to a location</li> </ul>	<p>Work</p>	3
15	Text messages	 <p>I've got a message!</p> <p>Read and write short simple messages and forms – VU22593</p>	<ul style="list-style-type: none"> <li>• Find and understand information in messages (text message/ SMS, social media chat, noticeboard message, notes at home)</li> <li>• How to write messages</li> </ul>	<p>Digital technology</p>	3
16	Signs and notices	 <p>Noora reads information and instructions</p> <p>Read and write short, simple informational and instructional texts – VU22594</p>	<ul style="list-style-type: none"> <li>• Signs and notices at work (bakery), in the community (shopping centre, train station), at home</li> <li>• Safety instructions e.g. washing hands, trips and slips, using microwave and toaster</li> </ul>	<p>Work</p>	3
17	Cooking	 <p>Christine makes Anzac biscuits</p> <p>Use recipes to prepare food – VU22106</p>	<ul style="list-style-type: none"> <li>• Ingredients and equipment</li> <li>• Measurements and short forms e.g. tsp, degrees Centigrade</li> <li>• Recipe instructions</li> <li>• Cooking hygiene</li> </ul>	<p>Feeling at home in Australia/ A new life</p>	3

No.	Topics	Find the unit	Brief outline	Settlement theme	Level
18	Plans for learning English		<ul style="list-style-type: none"> <li>• What you want to learn</li> <li>• How you want to learn</li> <li>• Who can help you learn</li> <li>• Write a learning plan (goals, activities, time frame)</li> <li>• Check learning (successes, barriers, next steps)</li> </ul>	Learning English	3
19	Safety		<p>Safety in the home</p> <ul style="list-style-type: none"> <li>• Cooking</li> <li>• Electricity</li> <li>• Chemicals</li> </ul> <p>Safety in the community:</p> <ul style="list-style-type: none"> <li>• At the beach</li> <li>• At the swimming pool</li> <li>• At rivers, creeks and dams</li> </ul> <p>Safety at work</p> <ul style="list-style-type: none"> <li>• Safety signs</li> <li>• Safety clothing</li> <li>• Safety instructions</li> </ul>	<p>Feeling at home in Australia/ A new life</p> <p>Health</p> <p>Work</p>	3
20	Learning English – short and long term goals		<p>Learning goals:</p> <ul style="list-style-type: none"> <li>• Short-term learning goals</li> <li>• Long-term learning goals</li> <li>• Barriers to learning</li> </ul> <p>Writing a learning plan</p> <ul style="list-style-type: none"> <li>• Fixing barriers</li> <li>• What is a review?</li> </ul> <p>Reviewing your plan</p> <ul style="list-style-type: none"> <li>• Have you improved</li> </ul> <p>What can you do?</p>	<p>Learning English</p> <p>Education</p>	4
21	Job ads		<ul style="list-style-type: none"> <li>• Key information in job ad: job description, days, time, location, working conditions</li> <li>• How to write a notice/poster (in the workplace, inviting work colleagues to an event at home)</li> </ul>	Work	4

No.	Topics	Find the unit	Brief outline	Settlement theme	Level
22	Text messages and emails	 <p>Amari gets a message</p> <p>Read and write simple personal communications and transactional texts – VU22603</p>	<p>Understand formal and informal text messages and emails (text messages - from doctor/from friend, email from TAFE)</p> <ul style="list-style-type: none"> <li>▪ Who sent it?</li> <li>▪ What is it about?</li> <li>▪ What action is needed?</li> </ul> <p>• How to write a formal email</p>	<p>Digital technology</p> <p>Health</p> <p>Education</p>	4
23	New Year's Eve!	 <p>New Year's Eve</p> <p>Read and write simple descriptive and narrative texts – VU22605</p>	<p>Reading about:</p> <ul style="list-style-type: none"> <li>• A trip to the Zoo</li> <li>• New Year celebration in Australia <ul style="list-style-type: none"> <li>▪ Understanding a narrative has a beginning, middle and end</li> <li>▪ Who will read it?</li> <li>▪ Paragraphs</li> </ul> </li> </ul>	<p>Feeling at home in Australia/A new life</p> <p>Leisure</p>	4
24	Instructions to: Change a tyre Join a video call Set up a new laptop	 <p>Asad learns to read and write instructions</p> <p>Read and write straightforward informational and instructional texts – VU22613</p>	<p>Instructions e.g. changing a tyre, joining a video call, saving tomato seeds</p> <ul style="list-style-type: none"> <li>• Action words for what to do (e.g. to use a recipe, or instruction manual, or to fix something)</li> <li>• How to write instructions Who will read them/what are they for?</li> <li>• Instructions in the module: change a tyre, join a video call</li> </ul>	<p>Digital technology</p> <p>Feeling at home in Australia/A new life</p> <p>Transport</p>	5
25	Your English learning goals and resources	 <p>Zeeba wants to do a course</p> <p>Develop and document a learning plan and portfolio – VU22384</p>	<p>Identify the following:</p> <ul style="list-style-type: none"> <li>• Long and short term learning goals</li> <li>• Skills, resources and activities to achieve those goals</li> <li>• Time frames</li> <li>• What to put in a learning plan</li> <li>• Factors that support success</li> <li>• Barriers that slow progress</li> </ul>	<p>Learning English</p> <p>Education</p>	5

No.	Topics	Find the unit	Brief outline	Settlement theme	Level
26	Health information		<p>First aid at home</p> <ul style="list-style-type: none"> <li>• First aid kit</li> </ul> <p>First aid in the community</p> <ul style="list-style-type: none"> <li>• Emergencies</li> <li>• Calling 000</li> </ul> <p>First aid at work</p> <ul style="list-style-type: none"> <li>• Dangers at work</li> <li>• A safe workstation</li> <li>• Equipment</li> <li>• Workplace accident</li> </ul> <p>First aid for the mind</p> <ul style="list-style-type: none"> <li>• Mental health</li> <li>• A healthy lifestyle</li> </ul>	<p>Work</p> <p>Safety</p> <p>Health</p>	3