

# English Ready

22636VIC Course in Initial EAL

VU23492 Participate in extremely familiar spoken exchanges

## Speaking



Name \_\_\_\_\_

Class \_\_\_\_\_

Teacher \_\_\_\_\_

Date \_\_\_\_\_

*This workbook is designed to be used with the support of a teacher.*

**Design team:** Vicki Hambling, Sue Paull, Frida Dean, Glenise Kleehammer and Mary Wallace

**Illustrations:** Madelena Scott

**Acknowledgements:** The design team would like to thank the AMEP service providers and practitioners who participated in the trial and gave valuable feedback. The team would also like to acknowledge the use of the EAL Framework which underpins the design of this book.

Copyright of the EAL Framework is reserved to the Crown in the right of the State of Victoria.  
© State of Victoria (Department of Education and Training) 2023.

This English Ready Resource is licensed under a Creative Commons Attribution-NoDerivs 3.0 Australia licence (More information is available [here](#)). You are free to use, copy and distribute to anyone in its original form as long as you attribute Department of Home Affairs as the author and you license any derivative work you make available under the same licence.

© Commonwealth of Australia 2023



With the exception of the Commonwealth Coat of Arms, the department's logo, any material protected by a trade mark and where otherwise noted all material presented in this document is provided under a Creative Commons Attribution 4.0 International (<https://creativecommons.org/licenses/by/4.0/>) licence.

The details of the relevant licence conditions are available on the Creative Commons website (accessible using the links provided) as is the full legal code for the CC BY 4.0 licence. (<https://creativecommons.org/licenses/by/4.0/legalcode>).

Use of all or part of this document must include the following attribution:

© Commonwealth of Australia 2023

As far as practicable, material for which the copyright is owned by a third party will be clearly labelled. The department has made all reasonable efforts to ensure that this material has been reproduced in this document with the full consent of the copyright owners.

Copyright requests and enquiries concerning usage not addressed by the CC BY 4.0 licence should be addressed to: [comms@homeaffairs.gov.au](mailto:comms@homeaffairs.gov.au) at the Department of Home Affairs.

The terms of use for the Commonwealth Coat of Arms are available from the [It's an Honour](#) website.

Where a copyright owner, other than the Commonwealth, is identified with respect to this material, please contact that third party copyright owner directly to seek permission.

## Table of contents

1	Instructions .....	1
2	Meet the people. ....	2
3	Do you understand? .....	4
4	Name and address .....	5
5	English class .....	9
6	The classroom .....	14
7	Family .....	19
8	Neighbours .....	24
9	I like cooking.....	29
10	Tea or coffee?.....	35

# 1 Instructions



The arrow is a reminder to read from left to right.



1.



listen

2.



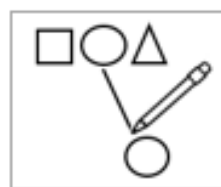
say

3.



copy

4.



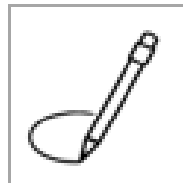
match

5.



colour

6.



circle

7.



trace

8.



tick

9.



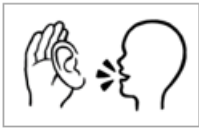
point

10.



clap

## 2 Meet the people.



1.

### Students



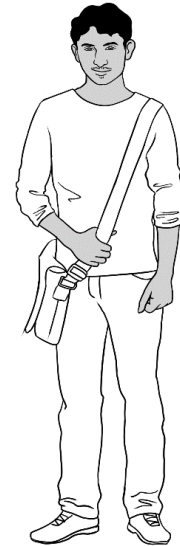
Zarni



San



Jamila



Rahim

2.

### Teacher



Rosie

3.

### Receptionist



Kim

4.

Neighbours



Sahra



Hani



Tahiil



Abdi

5.



Students copy their first name under the box below.  
A student photo could be printed and pasted in the box.

You

---




### 3 Do you understand?

1.



Do you understand?




2.



Do you understand?

Yes. I understand.



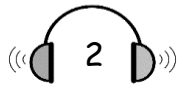
No. I don't understand.



don't = do not

# 4 Name and address

1.




The audio is broken into three parts.  
Part 1 is page 6; Part 2 is page 7; Part 3 is page 8.



2.

What's your name?

Zarni's family name is omitted on the audio.



What's = What is





1.

What's your first name?



Zarni.



2.

What's your family name?



Tun.



3.

Can you spell that please?



Tun T - u - n.





1.



What's your address Zarni?

Unit 4,  
50 Baker Road  
Kellivale.




2.



50 Baker Road?

Yes. 50 Baker Road.



3.



What's your phone number?

0407 326 518

Thank you Zarni.  
Please sit down.





Everyone chants the questions and at the stars everyone responds aloud together, saying their:

- full name on the grey star
- first name on the blue star
- family name on the gold star.

Students can copy their names in the spaces next to the stars.

What's your name?

What's your name?

What's your name, name, name?



\_\_\_\_\_

What's your first name?

What's your first name?

What's your first, first name?



\_\_\_\_\_

What's your family name?

What's your family name?

What's your family, family name?




\_\_\_\_\_

# 5 English class

1.



The audio is broken into two parts.  
Part 1 is page 10; Part 2 is page 11.



2.




Come in.

Please sit down.





1.



2.



Hi.	
Hello.	 
Good morning.	  
How are you?	
Good thanks.	 



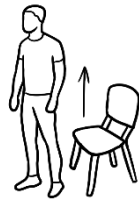
Give instructions, students follow.

1.



Sit down.

2.



Stand up.

3.



Open your book.

4.



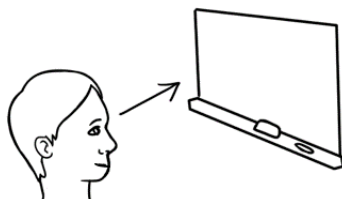
Close your book.

5.

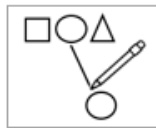


Listen.


6.



Look at the board.



1. listen	
2. say	
3. listen and repeat	
4. point	
5. clap	
6. copy	



1.



Time to go.

Goodbye everyone.

Goodbye Rosie.



2.








See you later Jamila.

Bye Zarni.



3.



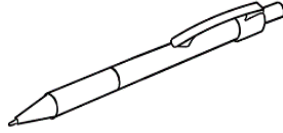
Bye.	
Goodbye.	 
See you later.	   



## 6 The classroom

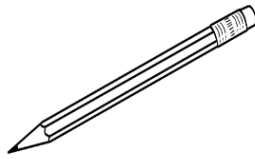


1.



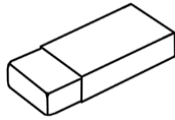
pen

2.



pencil

3.



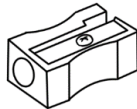
rubber

4.



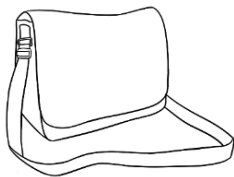
workbook

5.




sharpener

6.



bag

7.



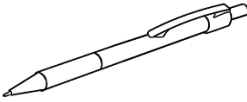
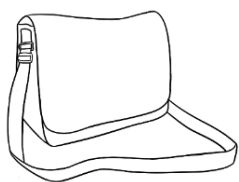



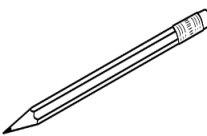
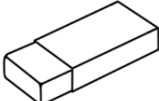



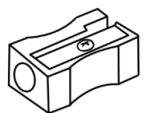



phone

8.



laptop

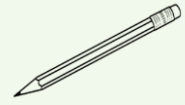


 <p>pen</p>  <p>bag</p>  <p>phone</p>	
 <p>workbook</p>  <p>pencil</p>  <p>rubber</p>  <p>laptop</p>	 
 <p>sharpener</p>	  

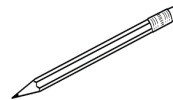


1.

Do you have a pencil?

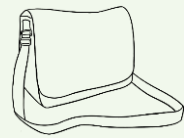


Yes.

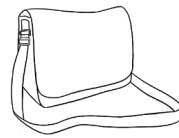


2.

Do you have a bag?

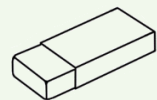


Yes.



3.

Do you have a rubber?



No.

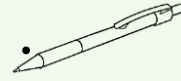


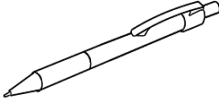


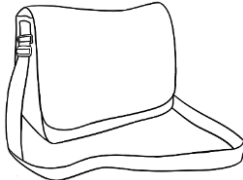


Encourage students ask their partner questions and to use body language.



Do you have a pen?



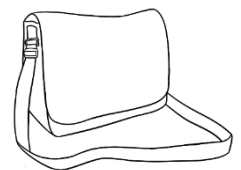
			✓
1.		pen	
2.		pencil	
3.		workbook	
4.		bag	

5.



Students tell you and their partner what they have.

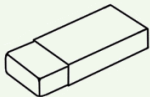
I have a





Encourage students to ask their partner questions and to use body language.



Do you have a rubber? 




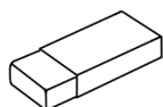
			✓
1.		rubber	
2.		sharpener	
3.		phone	
4.		laptop	

5.



Students tell you and their partner what they have.

I have a






# 7 Family



The audio is broken into five parts. Part 1 is page 20; Part 2 is page 21; Part 3 & 4 are on page 22; Part 5 is on page 23

My name is Sahra.



This is my husband. 

This is my daughter. 

This is my brother. 



My name is Tahiiil.



This is my wife.



This is my daughter.



This is my brother-in-law.





My name is Abdi.



This is my sister.



This is my niece.



This is my brother-in-law.



1.

I am Hani.



My mum.



My dad.



My uncle.






1. 

My name is San.




San is pronounced *Sahn*.



This is my mother. 

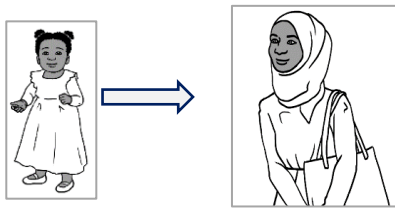
This is my son. 

2.  

son	
mother father daughter sister brother	 

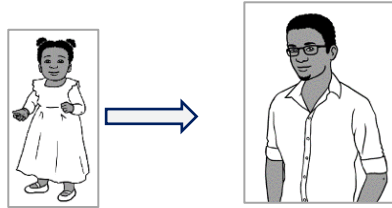


1.




mother

2.



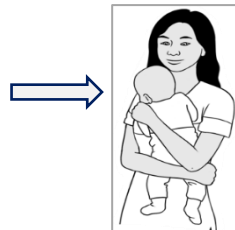
father

3.



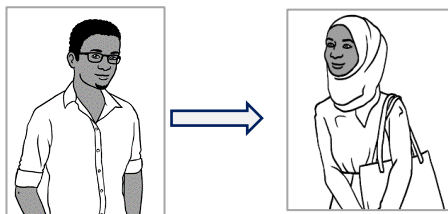
daughter

4.



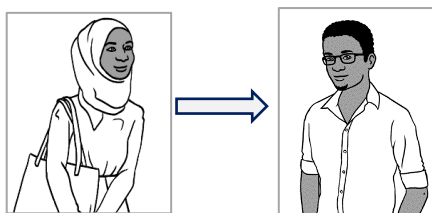
son

5.



wife

6.

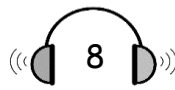


husband


# 8 Neighbours




Thursday



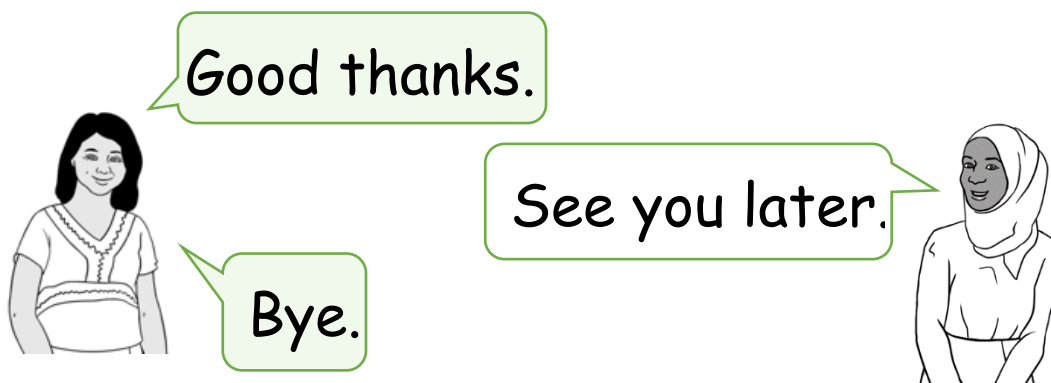
1.



2.



3.


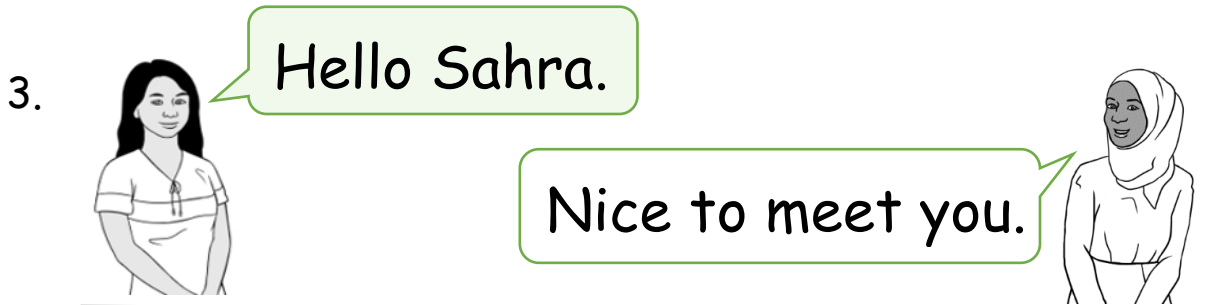




Friday




This is my daughter San.




1.



**Saturday**




This is the opening of a conversation.  
Extend and add a closing if appropriate.



2.

This is my husband Tahiiil  
and my daughter Hani.




Hello. Nice  
to meet you.



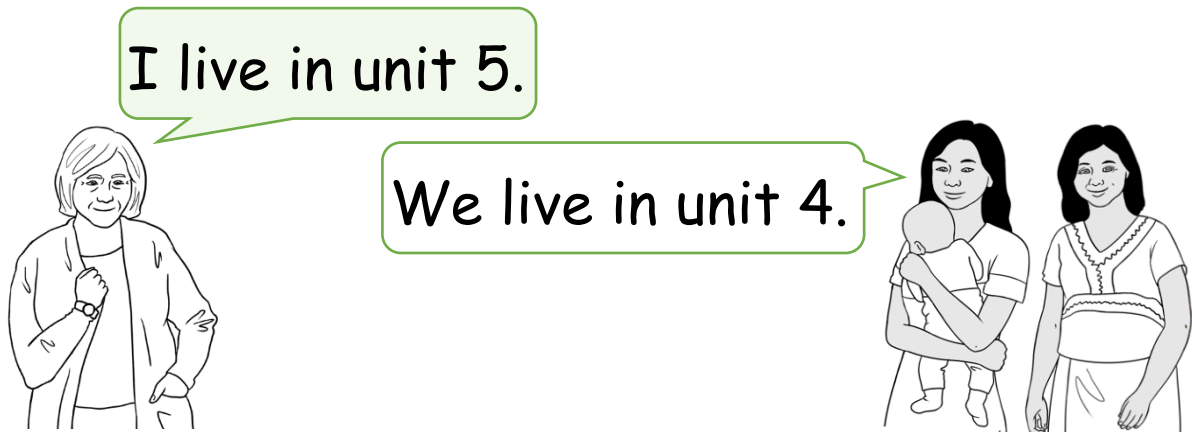


# Sunday

1.



2.



3.






1.




This is the opening of a conversation.  
Extend and add a closing if appropriate.




2.

This is my daughter Anika.



Hello Anika.



3.

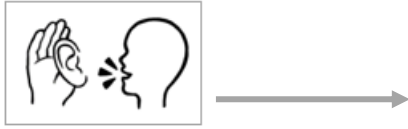
Hello Zarni.



Nice to meet you.




# 9 I like cooking.




1. cooking



2. fishing




3. gardening



4. playing soccer



5. watching TV



6. walking







	<p>cooking</p>	
	<p>fishing</p>	
	<p>walking</p>	
	<p>playing soccer</p>	
	<p>watching TV</p>	
	<p>gardening</p>	




1.

Do you like cooking?



Yes.



Do you like fishing?



No.



2.

I like fishing.



I like cooking.





1. Do you like cooking?



2. Do you like fishing?



3. Do you like gardening?



4.



Ask students to tick and then tell you and their partner what they like.

I like



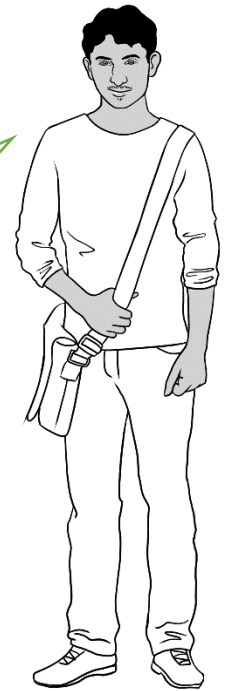


1.

Do you like playing soccer?



Yes.



Do you like walking?




No.

2.

I like walking.



I like playing soccer.






ncourage body language.




1. Do you like playing soccer?



2. Do you like watching TV?



3. Do you like walking?





4.



Ask students to tick and then tell you and their partner what they like.



I like






# 10 Tea or coffee?



Do you like tea or coffee?




 milk  tea	
 coffee  sugar  biscuits	 




1.

Would you like tea or coffee?



Tea please.



2.

Milk?



Yes please.

Sugar?




No thanks.

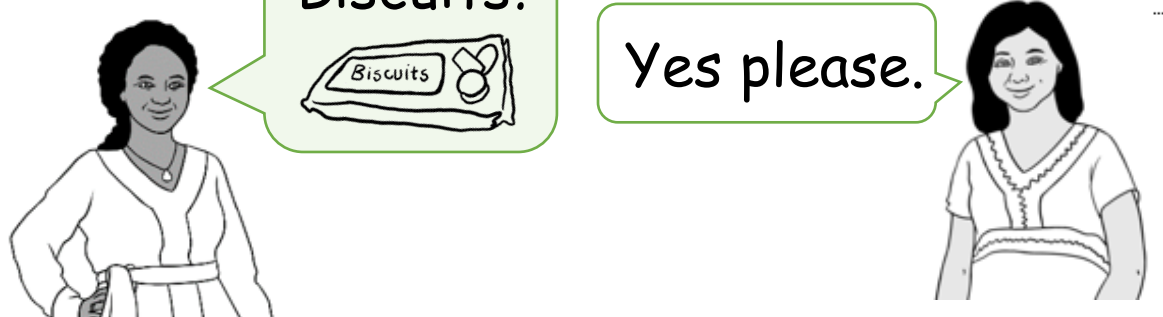


3.

Biscuits?



Yes please.



1.



Would you like tea or coffee?



Coffee please.



1.



Milk?



No thanks.

Sugar?




Yes please.



2.



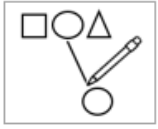
Biscuits?



No thanks.








1. Would you like **tea**?



2. Would you like **coffee**?



3. Would you like **milk**?




4. Would you like **sugar**?



5. Would you like **biscuits**?





Correctional stress - Chant in two teams.

Would you like tea?



Tea?

Yes, tea.

No thanks.



1. Would you like coffee?

2. Coffee?

3. Yes, coffee.

4. Yes please.



1. Would you like milk?

2. Milk?

3. Yes, milk.

4. No thanks



1. Would you like sugar?

2. Sugar?

3. Yes, sugar.

4. Yes please.



This chant could be said at the end of every class.

Time to go.

Bye

See you soon.

Bye

See you later.

Bye

See you tomorrow.

Bye

See you Monday.

