


English Ready

22637VIC Course in EAL

VU23494 Use strategies to develop language learning with support

Learning Steps



Student _____

Teacher _____

Class _____

Date _____

This workbook is designed to be used with the support of a teacher.

Design team: Vicki Hambling, Sue Paull, Frida Dean, Janice Langley, Glenise Kleehammer and Mary Wallace

Illustrations: Madelena Scott

Acknowledgements: The design team would like to thank the AMEP service providers and practitioners who participated in the trial and gave valuable feedback. The team would also like to acknowledge the use of the EAL Framework which underpins the design of this book.

Copyright of the EAL Framework is reserved to the Crown in the right of the State of Victoria. © State of Victoria (Department of Education and Training) 2023.

This English Ready Resource is licensed under a Creative Commons Attribution-NoDerivs 3.0 Australia licence (More information is available [here](#)). You are free to use, copy and distribute to anyone in its original form as long as you attribute Department of Home Affairs as the author and you license any derivative work you make available under the same licence.

© Commonwealth of Australia 2023



With the exception of the Commonwealth Coat of Arms, the department's logo, any material protected by a trade mark and where otherwise noted all material presented in this document is provided under a Creative Commons Attribution 4.0 International (<https://creativecommons.org/licenses/by/4.0/>) licence.

The details of the relevant licence conditions are available on the Creative Commons website (accessible using the links provided) as is the full legal code for the CC BY 4.0 licence (<https://creativecommons.org/licenses/by/4.0/legalcode>).

Use of all or part of this document must include the following attribution:
© Commonwealth of Australia 2023

As far as practicable, material for which the copyright is owned by a third party will be clearly labelled. The department has made all reasonable efforts to ensure that this material has been reproduced in this document with the full consent of the copyright owners.

Copyright requests and enquiries concerning usage not addressed by the CC BY 4.0 licence should be addressed to:

comms@homeaffairs.gov.au at the Department of Home Affairs.

The terms of use for the Commonwealth Coat of Arms are available from the [It's an Honour](#) website.




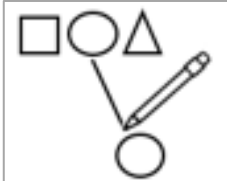








Where a copyright owner, other than the Commonwealth, is identified with respect to this material, please contact that third party copyright owner directly to seek permission.

Table of Contents


1. Instructions.....	1
2. Meet the people	2
3. English class.....	4
4. Sahra can't come to class today.	7
5. What do you need in class?	8
6. Can you ask for help?.....	9
7. Writing basics	10
8. School	12
9. What can you do?	14
10. What do you want to learn?.....	16
11. Who can help you learn?.....	18
12. Where can you learn?	20
13. What helps you learn?	21
14. Learning steps.....	23
15. At the end of the term.....	25

1. Instructions



1.		listen	2.		say
3.		copy	4.		match
5.		read	6.		circle
7.		ask	8.		tick
9.		spell	10.		record
11.		work with a partner	12.		write


2. Meet the people



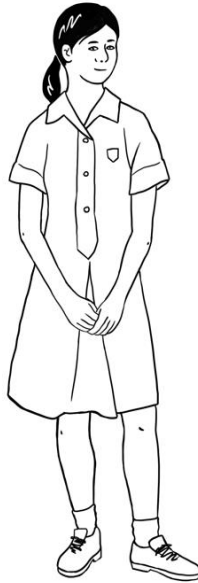
Ming's family



This is **Ming**.



This is **Lan**.



This is **Mai**.



This is **Bao**.

Sahra's family



This is **Sahra**.



This is **Hani**.



This is **Tahil**.



This is **Abdi**.

Nisha's family



This is **Nisha**. This is **Pari**. This is **Dev**.

Anika



This is **Anika**.

Carim's family



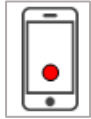
This is **Carim**. This is **Fatima**.

Jenny is a teacher.



This is **Jenny**.

3. English class



Copy the days.

Monday

Monday

Tuesday

Wednesday

Thursday

Friday

Saturday

Sunday

When do **you** go to class?



Tick the days.

Monday

Tuesday

Wednesday

Thursday

Friday

Saturday

Sunday



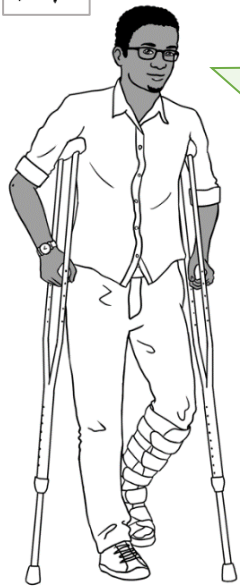
I go to class on **Monday** and **Tuesday**.

Hani goes to childcare.

Childcare is free.



Sahra goes to class on Monday and _____.



I have a broken foot.
 I can't go to my evening class.
 I do Distance Learning on my laptop.
 I have a volunteer tutor on **Thursday**.



Tahil has a volunteer tutor on _____.



I want a job.
 I want to learn quickly.
 I go to school on **Monday, Tuesday, Wednesday and Thursday**.



Anika goes to class on _____,
 _____,
 and _____.

When do you go to class?



I go to class on _____
 _____.



I go to class four days a week.
 My class starts at 9:00 on Monday.
 My class finishes at 2:30.



This is your timetable.



Day	Monday	Tuesday	Wednesday	Thursday	Friday
	<input type="checkbox"/>	<input type="checkbox"/>	<input type="checkbox"/>	<input type="checkbox"/>	<input type="checkbox"/>
Start					
Finish					
Room					



The last day of term is _____.

The public holidays are _____

_____.

The special days are _____.

Our excursion day is _____.

4. Sahra can't come to class today.



Why can't Sahra come to class?

Hani is sick today.

Sahra sends a message
to the childcare centre and her teacher.



Hi Nisha,
Hani is sick
today.
Sahra Elmi

Hi Teacher,
I can't come
to class today.
Sahra Elmi

Hi Teacher,
I can't come
to class today.

Large rounded rectangular box with horizontal lines for writing.



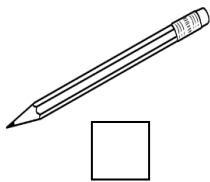
5. What do you need in class?



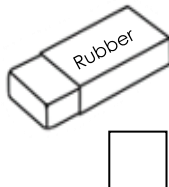
It's Monday.
I'm ready for class.
I have 12 things in my backpack.



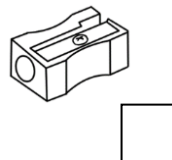
a pencil



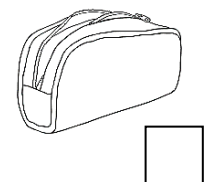
a rubber



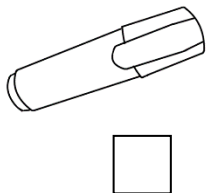
a sharpener



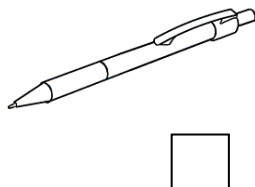
a pencil case




a highlighter



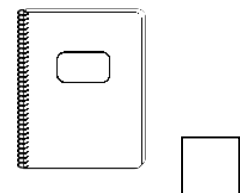
a pen



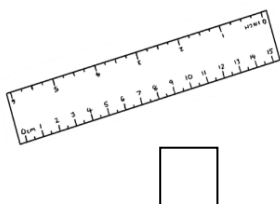
a workbook



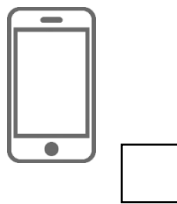
a notebook



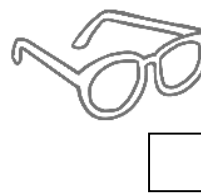
a ruler



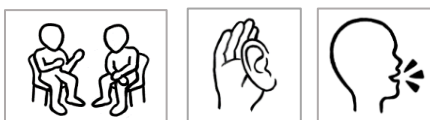
a phone



glasses

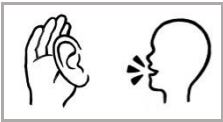


water



I have a pencil, a rubber,
a pencil case, a workbook,
a notebook and a phone.

6. Can you ask for help?




I don't **understand**.

Can you say that **again** please?

Can you help me **please**?

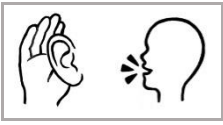
Can you **check** my work please?



- 1 I don't understand.
- 2 Can you say that _____ please?
- 3 Can you help me _____?
- 4 Can you _____ my work please?

1	again	please?	say	you	Can	that
<i>Can you say that again please?</i>						
2	please?	help	me	Can	you	
<i>Can you help me please?</i>						
3	understand.		I		don't	
<i>I don't understand.</i>						
4	check	Can	you	please?	work	my
<i>Can you check my work please?</i>						

7. Writing basics



Capital letters →

A	B	C	D	E	F	G	H	I	J	K
L	M	N	O	P	Q	R	S	T	U	V
W	X	Y	Z							

Small letters →

a	b	c	d	e	f	g	h	i	j	k
l	m	n	o	p	q	r	s	t	u	v
w	x	y	z							



A	B	C	D	E	F	G	H	I	J	K
L	M	N	O	P	Q	R	S	T	U	V
W	X	Y	Z							



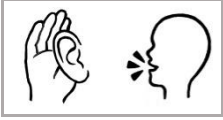
a	b	c	d	e	f	g	h	i	j	k
l	m	n	o	p	q	r	s	t	u	v
w	x	y	z							



A	B
C	D
E	F
G	H
I	J
K	L
M	N
O	P
Q	R
S	T
U	V
W	X
Y	Z

8. School

School in Australia



Pari



Dev

Pari is 9 years old.

Dev is 7 years old.

They go to **primary school**.



Mai



Fatima

Mai and Fatima are 15.

They go to **secondary school**.



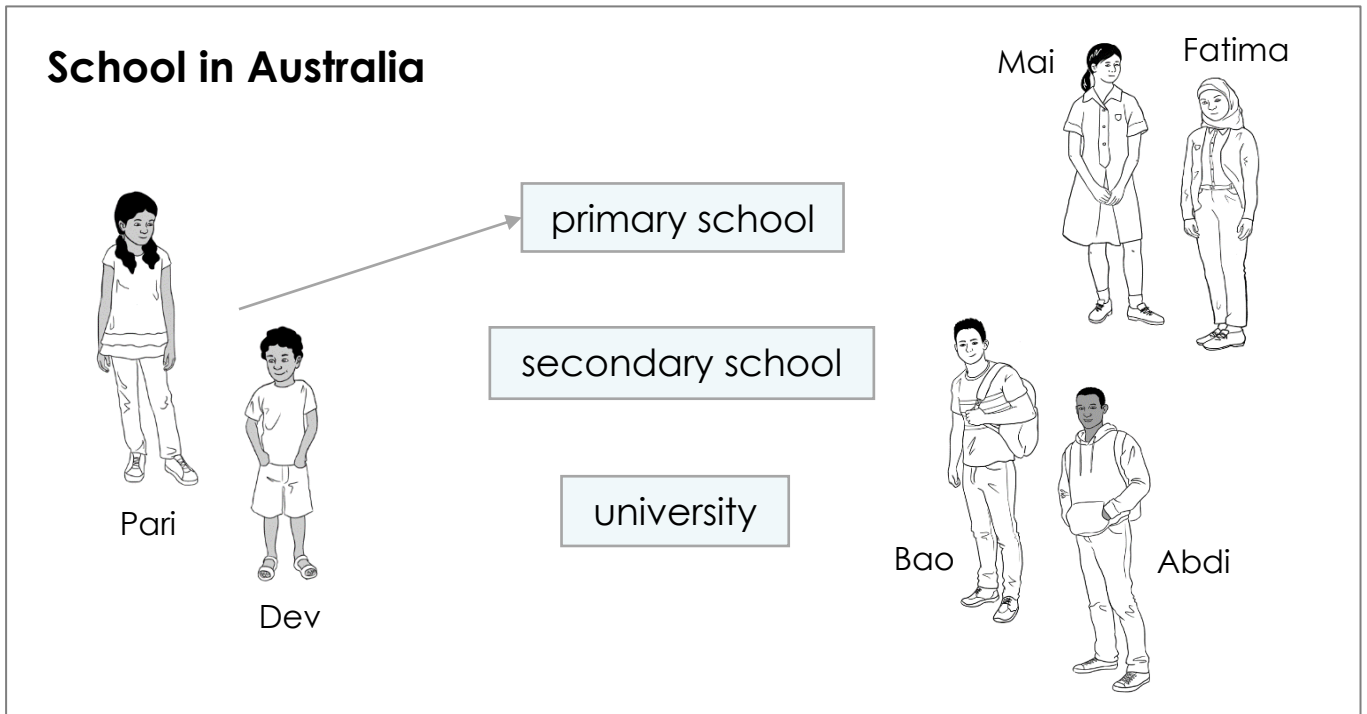
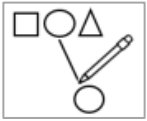
Bao



Abdi

Bao and Abdi are 19.

They go to **university**.



School in your country



Did you go to school in your country Sahra?

Yes. I went to primary school.

Did you learn English?

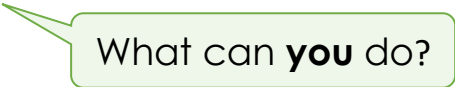


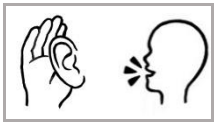
No, I didn't.





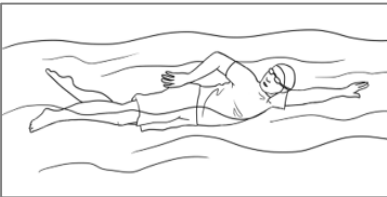
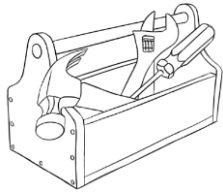


Did you go to school in your country?

✓	Yes	No
1. Did you go to primary school ?		
2. Did you go to secondary school ?		
3. Did you go to university ?		
4. Did you learn English ?		

9. What can you do?




<p style="text-align: center;">1</p> <div style="text-align: center;"><input type="checkbox"/></div>  <p style="text-align: center;">I can drive a car.</p>	<p style="text-align: center;">2</p> <div style="text-align: center;"><input type="checkbox"/></div>  <p style="text-align: center;">I can cook.</p>	<p style="text-align: center;">3</p> <div style="text-align: center;"><input type="checkbox"/></div>  <p style="text-align: center;">I can use a computer.</p>
<p style="text-align: center;">4</p> <div style="text-align: center;"><input type="checkbox"/></div>  <p style="text-align: center;">I can garden.</p>	<p style="text-align: center;">5</p> <div style="text-align: center;"><input type="checkbox"/></div>  <p style="text-align: center;">I can swim.</p>	<p style="text-align: center;">6</p> <div style="text-align: center;"><input type="checkbox"/></div>  <p style="text-align: center;">I can repair things.</p>

7



I can sew.



I can speak other languages.



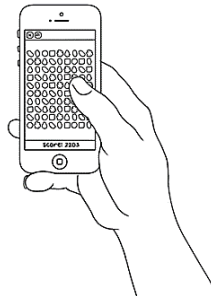
I can ride a bike.

10



I can play soccer.

11



I can play games.

12



I can play an instrument.



1. I can _____.

2. _____.

3. _____.



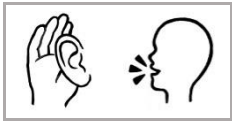
What can you do?

My partner can _____,

_____ and _____

.

10. What do you want to learn?



1.



to listen

2.



to speak clearly

3.




to read

4.



to write

5.



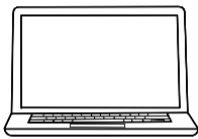
to learn
new words

6.




to spell

7.



to use
a computer

8.



to have
conversations



I want to have conversations in English.

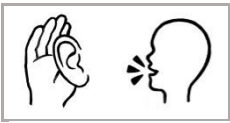


I want to read books in English.



I want to write in English.

What is very important to you?



	<p>I want to listen to English.</p>	
	<p>I want to speak English.</p>	
	<p>I want to read in English.</p>	
	<p>I want to write in English.</p>	
	<p>I want to learn new English words.</p>	
	<p>I want to spell English words.</p>	
	<p>I want to use a computer.</p>	
	<p>I want to have conversations.</p>	



11. Who can help you learn?



my teacher

my classmates

the librarian




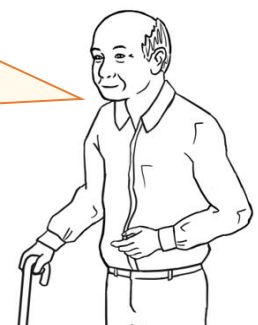
my neighbour

my family

my volunteer tutor



The librarian can help me learn.



My friend Pam can help me learn.

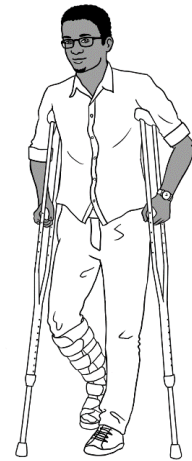









Who can help **me** learn?

Who can help **me** learn?

Who can help **you** learn?



Who can help?	Sahra	Tahil	You
the teacher 	✓	✓	
 a volunteer tutor		✓	
the librarian 	✓		
 family	✓	✓	
a neighbour 	✓		




Who can help you learn?

12. Where can you learn?



1



I can learn in class.

2



I can learn in the library.

3



I can learn at home.

4



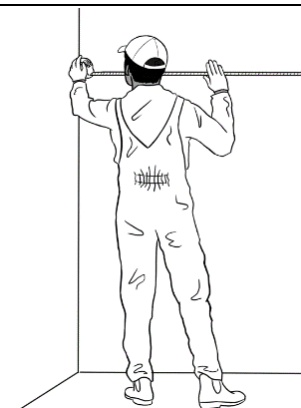
I can learn on the computer.

5



I can learn on my phone.

6



I can learn at work.

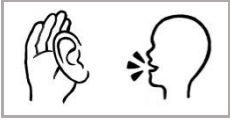


Where can you learn?


13. What helps you learn?

In class

What helps you learn **in class**?




1



I come to class on time.

2



I bring my books and pencil case.

3



Listen.

I listen to the teacher.

Today is Tuesday.



I copy from the board.



I ask for help.

My Word List

go	phone
school	find
day	_____
time	_____
home	_____
copy	_____
read	_____




I copy new words.

What does this word mean?




I ask questions.



I work with my classmates.

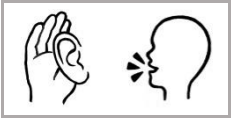
I don't understand.




I record my teacher.

After class

What helps you learn **after class**?




1.



I work at home.

2.



I read my workbooks.

3.



I copy words.

4.



I listen to the teacher on my phone.

5.




I listen and repeat.

6.



I use AMEP online.

7.



I talk to friends.

8.



I read books.

9.



I listen to the audio.



What helps you learn?

14. Learning steps



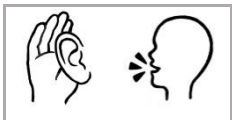
What do you want to learn Sahra?

I want to have conversations in English.

How can you learn?



- | | | |
|---|--|---|
| 1 | | I talk to my teacher and my classmates. |
| 2 | | I talk to my neighbour. |
| 3 | | I record my teacher on my phone. |
| 4 | | I listen and repeat at home. |



1. Sahra asks her teacher,



Can I record you on my phone please?

Can you say this please?

I live at Unit 6
50 Baker Road
Kellivale.



2. Sahra records her teacher.

3. She listens and repeats at home.








What do you want to learn Anika?

I want to learn new words.

How can you learn?



1	 <table border="1" data-bbox="335 649 550 784"> <tr> <td>read</td> <td>find</td> </tr> <tr> <td>home</td> <td>words</td> </tr> <tr> <td>copy</td> <td>name</td> </tr> </table>	read	find	home	words	copy	name	I copy words from the board in my notebook.											
read	find																		
home	words																		
copy	name																		
2	 	I copy words from my workbook again and again.																	
3	 <table border="1" data-bbox="359 1019 478 1153"> <tr> <th colspan="2">My Word List</th> </tr> <tr> <td>go</td> <td>phone</td> </tr> <tr> <td>school</td> <td>find</td> </tr> <tr> <td>day</td> <td>_____</td> </tr> <tr> <td>time</td> <td>_____</td> </tr> <tr> <td>home</td> <td>_____</td> </tr> <tr> <td>copy</td> <td>_____</td> </tr> <tr> <td>read</td> <td>_____</td> </tr> </table>	My Word List		go	phone	school	find	day	_____	time	_____	home	_____	copy	_____	read	_____	I write new words on my word list.	
My Word List																			
go	phone																		
school	find																		
day	_____																		
time	_____																		
home	_____																		
copy	_____																		
read	_____																		




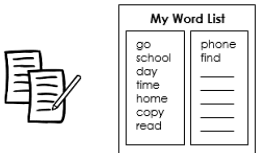






 read	 home	 copy																
read																		
read																		
read																		
 find	<table border="1" data-bbox="614 1713 710 1825"> <tr> <th colspan="2">My Word List</th> </tr> <tr> <td>go</td> <td>phone</td> </tr> <tr> <td>school</td> <td>find</td> </tr> <tr> <td>day</td> <td>_____</td> </tr> <tr> <td>time</td> <td>_____</td> </tr> <tr> <td>home</td> <td>_____</td> </tr> <tr> <td>copy</td> <td>_____</td> </tr> <tr> <td>read</td> <td>_____</td> </tr> </table> words	My Word List		go	phone	school	find	day	_____	time	_____	home	_____	copy	_____	read	_____	 phone
My Word List																		
go	phone																	
school	find																	
day	_____																	
time	_____																	
home	_____																	
copy	_____																	
read	_____																	

15. At the end of the term.








Now, what do you do in class?



	Yes	No
 <p>1. Do you ask questions?</p>		
 <p>2. Do you ask for help?</p>		
 <p>3. Do you copy from the board?</p>		
 <p>4. Do you copy new words on your word list?</p>		
 <p>5. Do you record your teacher on your phone?</p>		
 <p>6. Do you work with your classmates?</p>		
 <p>7. Do you bring your books and pencil case?</p>		
 <p>8. Do you come to class on time?</p>		

Now, what do you do after class?



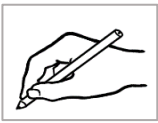
	Yes	No
 <p>1. Do you work at home?</p>		
 <p>2. Do you borrow books from the library?</p>		
 <p>3. Do you read the books? Do you listen to the audio?</p>		
 <p>4. Do you read your workbook and notebook?</p>		
 <p>5. Do you listen to your teacher on your phone?</p>		
 <p>6. Do you copy words on your word list?</p>		
 <p>7. Do you use AMEP online?</p>		



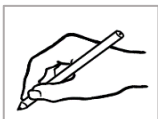
Can you check my work please?

What do you need to practise next?

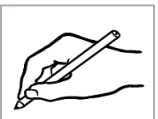
I need to practise my writing.



I need to practise my _____.





When	Anika's plan	Your plan
Today	Copy sentences from the board.	
Tomorrow	Ask the teacher to check my work.	
Next week	Copy sentences from my workbook.	



Don't forget.



- class ✓
- time
- help
- check

<p>Come to <u>class</u> on _____.</p> 	<p>Ask for _____.</p> 	<p>Ask the teacher</p> <div style="border: 1px solid black; border-radius: 15px; padding: 10px; margin: 10px auto; width: 80%;"> <p>Can you _____ my work please?</p> </div> 
---	---	--