

English Ready

22637VIC Course in EAL
VU23577 - Recognise and use numbers and money from 50 to 100
for highly familiar activities

Numbers and money 50 - 100



Name _____

Teacher _____

Class _____

Date _____

This workbook is designed to be used with the support of a teacher.

Design team: Sue Paull, Vicki Hambling, Nikeh Shariatian, Bernie Miles and Mary Wallace

Illustrations: Madelena Scott

Image acknowledgements:

Biscuits [This Photo](#) by Unknown Author is licensed under [CC BY-NC](#)

Box with sticky tape - [a href="https://www.freepik.com/free-vector/sticker-design-with-empty-box-closed-isolated_](https://www.freepik.com/free-vector/sticker-design-with-empty-box-closed-isolated_)

100th birthday cake - [This Photo](#) by Unknown Author is licensed under [CC BY-NC-ND](#)

Cake box - [icon](https://www.freepik.com/icon/cake-box_6680318) by small.smiles

Acknowledgements: The design team would like to acknowledge the use of the EAL Framework which underpins the design of this book.

Copyright of the EAL Framework is reserved to the Crown in the right of the State of Victoria. © State of Victoria (Department of Education and Training) 2023.

This English Ready Resource is licensed under a Creative Commons Attribution-NoDerivs 3.0 Australia licence (More information is available [here](#)). You are free to use, copy and distribute to anyone in its original form as long as you attribute Department of Home Affairs as the author and you license any derivative work you make available under the same licence.



© Commonwealth of Australia 2024

With the exception of the Commonwealth Coat of Arms, the department's logo, any material protected by a trade mark and where otherwise noted all material presented in this document is provided under a Creative Commons Attribution 4.0 International (<https://creativecommons.org/licenses/by/4.0/>) licence.

The details of the relevant licence conditions are available on the Creative Commons website (accessible using the links provided) as is the full legal code for the CC BY 4.0 licence (<https://creativecommons.org/licenses/by/4.0/legalcode>).

Use of all or part of this document must include the following attribution:

© Commonwealth of Australia 2023

As far as practicable, material for which the copyright is owned by a third party will be clearly labelled. The department has made all reasonable efforts to ensure that this material has been reproduced in this document with the full consent of the copyright owners.

Copyright requests and enquiries concerning usage not addressed by the CC BY 4.0 licence should be addressed to:

comms@homeaffairs.gov.au at the Department of Home Affairs.

The terms of use for the Commonwealth Coat of Arms are available from the [It's an Honour](#) website.












Where a copyright owner, other than the Commonwealth, is identified with respect to this material, please contact that third party copyright owner directly to seek permission.

Contents

1. Instructions	4
2. Meet the students and teachers.	5
3. Numbers 1 - 50	6
4. Numbers 50 - 100	8
5. Did you say 15 or 50?	14
6. Before and after	16
7. Add the numbers	18
8. Money	20
9. Morning tea	26
10. At a café	30
11. At a men's clothes shop	34
12. At an office shop	38
13. Let's go out.	42

1. Instructions



1.		listen	2.		say
3.		read	4.		write
5.		ask	6.		copy
7.		match	8.		circle
9.		highlight	10.		tick
11.		work with a partner	12.		clap

2. Meet the students and teachers.



The students



Carim



Sahra



Tahiil



Anika



Ming

The teachers




Jenny



Wendy

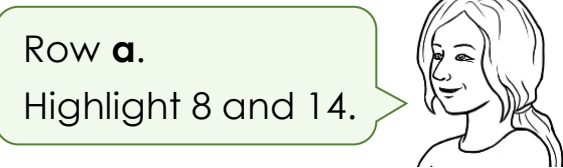
The learning centres



3. Numbers 1 - 50



0	1	2	3	4	5	6	7	8	9
10	11	12	13	14	15	16	17	18	19
20	21	22	23	24	25	26	27	28	29
30	31	32	33	34	35	36	37	38	39
40	41	42	43	44	45	46	47	48	49
50									



a.	2	4	6	8	10	12	14	16	18	20
b.	3	6	9	12	15	18	21	24	27	30
c.	4	8	12	16	20	24	28	32	36	40
d.	5	10	15	20	25	30	35	40	45	50
e.	6	12	18	24	30	36	42	48		



0	1	2	3	4	5	6	7	8	9
1									
10	11	12	13	14	15	16	17	18	19
20	21	22	23	24	25	26	27	28	29
30	31	32	33	34	35	36	37	38	39
40	41	42	43	44	45	46	47	48	49
50									







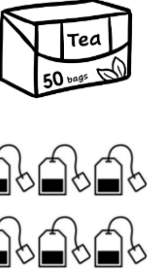


























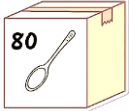
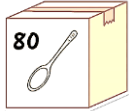

















0	1	2		4	5	6		8	
10		12	13		15		17	18	
	21		23	24		26	27		29
30		32		34	35	36		38	39
	41		43		45		47	48	
50									

4. Numbers 50 - 100



Circle 56.

									
50	51	52	53	54	55	56	57	58	59
									
60	61	62	63	64	65	66	67	68	69

									
70	71	72	73	74	75	76	77	78	79
									
80	81	82	83	84	85	86	87	88	89
									
90	91	92	93	94	95	96	97	98	99

100





Circle 52.




50	51	52	53	54	55	56	57	58	59
60	61	62	63	64	65	66	67	68	69
70	71	72	73	74	75	76	77	78	79
80	81	82	83	84	85	86	87	88	89
90	91	92	93	94	95	96	97	98	99
100									


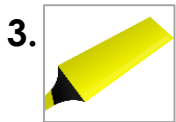


What's **that** number?

76.



What's = What is



50	51	52	53	54	55	56	57	58	59
60	61	62	63	64	65	66	67	68	69
70	71	72	73	74	75	76	77	78	79



50	51	52	53	54	55	56	57	58	59
50									
60	61	62	63	64	65	66	67	68	69
70	71	72	73	74	75	76	77	78	79
80	81	82	83	84	85	86	87	88	89
90	91	92	93	94	95	96	97	98	99
100									



50	51	52		54		56	57		59
60	61		63		65	66		68	
	71	72		74	75		77		79
80		82	83	84		86		88	89
90	91		93		95		97	98	



73	67 ✓	49	57	70	74	89
81	63	52	90	71	55	41

a. 66 67 68 → b. 71 72 _____

c. _____ 75 76 d. 69 _____ 71

e. _____ 58 59 f. 79 80 _____

g. 48 _____ 50 h. 88 _____ 90

i. 62 _____ 64 j. 50 51 _____

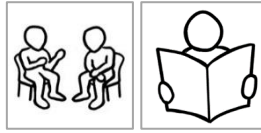
k. 89 _____ 91 l. _____ 56 57

m. 70 _____ 72 n. 40 _____ 42

1.




2.







50	51	58	59	65	73	75
53	52	60		74	72	71
			58			
54		61	57	75	69	70
	62				89	
55		56	76		96	85
				68		
64	63	59	67		84	
	54			77		
65		66	78	83		81 86
67			79			
	96	80	81	82	87	
97				89		
	92 95	94		99	91	88
98			96			
	99				92	90 89



100



5. Did you say 15 or 50?







13  



30  

14  



40  


15  



50  

16  



60  



17  

70  

18  

80  

19  

90  



In **a**, circle **13**.



a.	<table border="1"><tr><td>13</td><td>30</td></tr></table>	13	30	→	b.	<table border="1"><tr><td>14</td><td>40</td></tr></table>	14	40
13	30							
14	40							
c.	<table border="1"><tr><td>15</td><td>50</td></tr></table>	15	50		d.	<table border="1"><tr><td>16</td><td>60</td></tr></table>	16	60
15	50							
16	60							
e.	<table border="1"><tr><td>17</td><td>70</td></tr></table>	17	70		f.	<table border="1"><tr><td>18</td><td>80</td></tr></table>	18	80
17	70							
18	80							
g.	<table border="1"><tr><td>19</td><td>90</td></tr></table>	19	90		h.	<table border="1"><tr><td>15</td><td>50</td></tr></table>	15	50
19	90							
15	50							
i.	<table border="1"><tr><td>16</td><td>60</td></tr></table>	16	60		j.	<table border="1"><tr><td>17</td><td>70</td></tr></table>	17	70
16	60							
17	70							
k.	<table border="1"><tr><td>18</td><td>80</td></tr></table>	18	80		l.	<table border="1"><tr><td>19</td><td>90</td></tr></table>	19	90
18	80							
19	90							



Under **a**, write **50**.



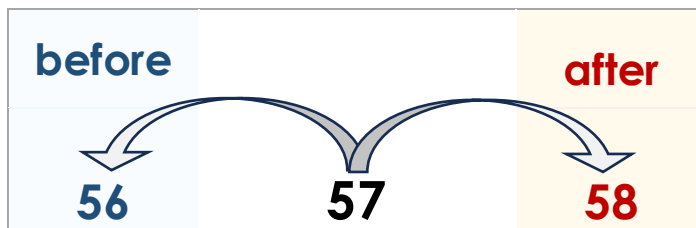
a.	b.	c.	d.	e.	f.
50					

g.	h.	i.	j.	k.	l.

6. Before and after



What's the number **before** 57 and the number **after** 57?



before	the number	after
a. 49	50	51
b.	65	
c.	74	
d.	88	
e.	91	
f.	69	
g.	70	
h.	99	

3.



Write the number **before 54.**



a. 53



b.

c.

d.

e.

f.

g.

h.

i.

j.

k.

l.

4.



Write the number **after 67.**



a. 68



b.

c.

d.

e.

f.

g.

h.

i.

j.

k.

l.

5.



a. 54 52 53
52 53 54

b. 60 58 59
 ___ ___ ___

c. 67 66 68
 ___ ___ ___



d. 71 73 72
 ___ ___ ___



e. 86 85 84
 ___ ___ ___


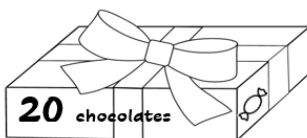
f. 100 98 99
 ___ ___ ___

7. Add the numbers.



a.  +  = 10 people

b.  +  = 20 eggs

c.  +  = 40 chocolates



d.



April						
Mon	Tues	Wed	Thurs	Fri	Sat	Sun
		1	2	3	4	5
6	7	8	9	10	11	12
13	14	15	16	17	18	19
20	21	22	23	24	25	26
27	28	29	30			


 +

June						
Mon	Tues	Wed	Thurs	Fri	Sat	Sun
1	2	3	4	5	6	7
8	9	10	11	12	13	14
15	16	17	18	19	20	21
22	23	24	25	26	27	28
29	30					

 = 60 days



e.  +  = 80 biscuits

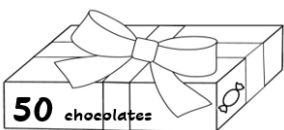
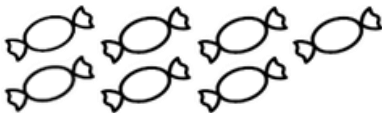
f.  +  = 100 tea bags



How many is that?





a.   = 50 teabags + 3 teabags = 53 teabags

b.   = chocolates + chocolates = chocolates

c.   = cakes + cakes = cakes

d.   = biscuits + biscuits = biscuits

e.   = spoons + spoons = spoons

f.   = mugs + mugs = mugs

8. Money



How many cents?



50 cents



_____ cents



_____ cents



_____ cents



c = cents



a. 15 c



b. _____ c



c. _____ c



d. _____ c




e. _____ c



f. _____ c



How many dollars?



\$2
\$2

\$ = dollar

\$10

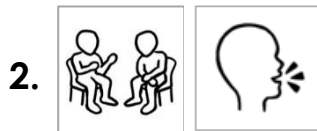
\$50

\$1

\$5

\$100

\$20



That's \$10.50

a.   \$10.50

b.   _____

c.   _____

d.   _____

e.   _____

f.   _____

g.   _____

h.   _____





a.  

$$\underline{\$10} \quad + \quad \underline{50c} \quad = \quad \underline{\$10.50}$$

b.  

$$\underline{\$20} \quad + \quad \underline{50c} \quad = \quad \underline{\$20.50}$$

c.  

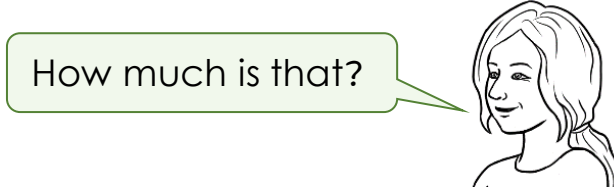
$$\underline{\$20} \quad + \quad \underline{\$5} \quad = \quad \underline{\$25}$$

d.  

$$\underline{\$50} \quad + \quad \underline{50c} \quad = \quad \underline{\$50.50}$$

e.  

$$\underline{\$50} \quad + \quad \underline{\$1} \quad = \quad \underline{\$51}$$



$$\$50 + \$2 = \underline{\$52}$$



$$\$50 + \$5 = \underline{\hspace{2cm}}$$



$$\$50 + \$10 = \underline{\hspace{2cm}}$$



$$\$50 + \$20 = \underline{\hspace{2cm}}$$



$$\$50 + \$50 = \underline{\hspace{2cm}}$$





a.  
 $\underline{\quad \$20 \quad + \quad \$50 \quad = \quad \$70 \quad}$

b.  
 $\underline{\quad \quad + \quad \quad = \quad}$


c.  
 $\underline{\quad \quad + \quad \quad = \quad}$

d.  
 $\underline{\quad \quad + \quad \quad = \quad}$

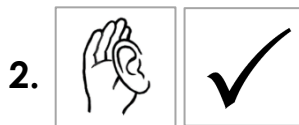
e.  
 $\underline{\quad \quad + \quad \quad = \quad}$















9. Morning tea




Let's have morning tea with another class next Tuesday.



What do we need for morning tea?

 <p><input type="checkbox"/> tea bags</p>	 <p><input type="checkbox"/> coffee</p>	 <p><input type="checkbox"/> vegetables</p>	 <p><input type="checkbox"/> milk</p>
 <p><input type="checkbox"/> sugar</p>	 <p><input type="checkbox"/> spoons</p>	 <p><input type="checkbox"/> biscuits</p>	 <p><input type="checkbox"/> cakes</p>
 <p><input type="checkbox"/> juice</p>	 <p><input type="checkbox"/> cereal</p>	 <p><input type="checkbox"/> mugs</p>	 <p><input type="checkbox"/> tissues</p>

cereal = breakfast food



Who can make some biscuits and cakes? We need **enough** for 50 people.

enough =



What do we need to buy?

We have

We need

a 30 mugs

_____ mugs

b 40 spoons

_____ spoons

c No milk

_____ litres of milk

d No tea bags

_____ box of tea bags

e No coffee

_____ jars of coffee

f No sugar

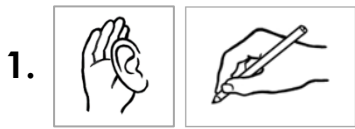
_____ kilos of sugar

g No juice

_____ litres of juice

h No tissues

_____ box of tissues



There's a sale at the supermarket.



Supermarket



SALE!





2 for _____



2 for _____



2 for _____





10 for _____



20 for _____






How much **is** the coffee?

How much **are** the mugs?


2 for \$26



\$12








a.  I'll buy the coffee and sugar.

Supermarket 


	coffee	\$ <u>26</u>
	sugar	\$ <u>3</u>
Total		\$ <u>29</u>



b.  I'll buy the juice and tissues.

Supermarket 


	juice	\$ _____
	tissues	\$ _____
Total		\$ _____

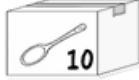

c.  I'll buy the tea and milk.

Supermarket 

	tea	\$ _____
	milk	\$ _____
Total		\$ _____

d.  I'll buy the spoons and mugs.

Supermarket 

	spoons	\$ _____
	mugs	\$ _____
Total		\$ _____


10. At a café

1.




Let's go to a café for lunch.

Good idea.



Café Menu

Food



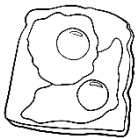
Sandwich \$12.00



Salad \$10.50



Pizza \$22.00



Eggs \$11.00



Noodles \$14.00



Chips \$6.00

Drinks



Tea \$4.00



Coffee \$5.00



Orange juice \$5.50

Cakes



Cake \$7.00

2.



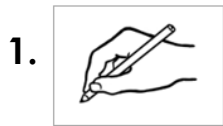
How much **is** the sandwich?











\$12.00

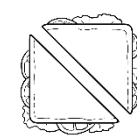
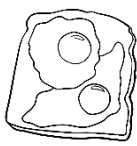
How much **are** the chips?


\$6.00





a.		<u> \$4.00 </u>
b.		<u> </u>
c.		<u> </u>
d.		<u> </u>
e.		<u> </u>
f.		<u> </u>
g.		<u> </u>
h.		<u> </u>
i.		<u> </u>
j.		<u> </u>







Let's have a pizza and a salad.



Ok.



a.

	a pizza	\$ _____
	a salad	+ \$ _____
	Total	_____

Hani can have some noodles and an orange juice.





b.

	noodles	\$ _____
	an orange juice	+ \$ _____
	Total	_____



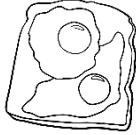
I'll have a sandwich and a coffee.

c.





	a sandwich	\$ _____
	a coffee	+ \$ _____
	Total	_____



Do you have enough money?

					Yes	No			
a.		\$11.00	+		\$5.50	=			✓
b.		_____	+		_____	=			
c.		_____	+		_____	=			
d.		_____	+		_____	=			
e.		_____	+		_____	=			
f.		_____	+		_____	=			

11. At a men's clothes shop

1.   I need a jacket and a cap.  



River Road Clothes



jacket
\$70.50



jumper
\$59



hoodie
\$60



track pants
\$35.50



jeans
\$65



shorts
\$40.50



cap
\$20



shirt
\$50



runners
\$80





t-shirt
\$30



boots
\$90






socks
\$9

How much **is** the jacket?


\$70.50



How much **are** the runners?

\$80





\$9




\$20



\$30



\$35.50



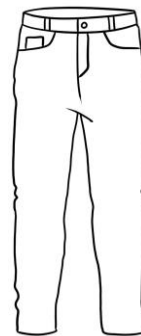
\$40.50



\$50



\$59



\$60



\$65

\$70.50




\$80



\$90








I need a jacket and a cap.





a.

	a jacket	\$70.50
	a cap	+ \$20.00
Total		<u>\$90.50</u>



I need a hoodie and some track pants.

b.

	a hoodie	\$ _____
	track pants	+ \$ _____
Total		_____

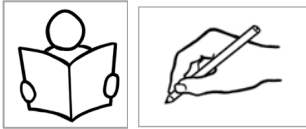
My friend needs some shorts and a shirt.



c.

	shorts	\$ _____
	a shirt	+ \$ _____
Total		_____


2.



My grandson needs some jeans and a t-shirt.



b.



a t-shirt \$ _____

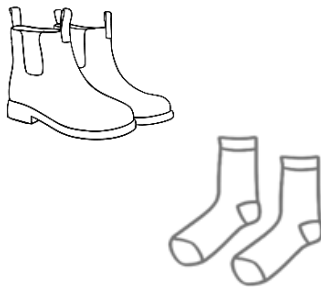
jeans + \$ _____

Total _____



I need some boots and socks.

b.



boots \$ _____


socks + \$ _____

Total _____

My husband needs a jumper and a cap.



c.



a jumper \$ _____

a cap + \$ _____

Total _____

12. At an office shop

1.  How much **is** the keyboard? How much **are** the ear buds?

2.  



The Office Warehouse



desk



chair



keyboard



mouse



headphones



lamp



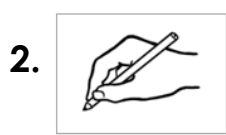
USB










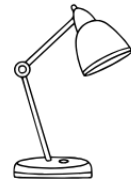

ear buds

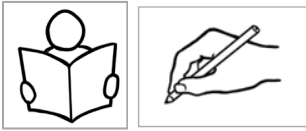


fan



a.		<p>\$15</p> <hr/>
b.		<hr/>
c.		<hr/>
d.		<hr/>
e.		<hr/>
f.		<hr/>
g.		<hr/>
h.		<hr/>
i.		<hr/>







I need a desk and a USB.



a.




a desk	\$ _____
a USB	+ \$ _____
Total	_____



I need a mouse and some headphones.

b.




a mouse	\$ _____
headphones	+ \$ _____
Total	_____


I need some ear buds and a fan.






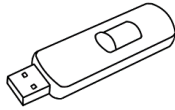





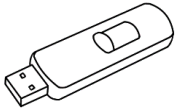


c.



ear buds	\$ _____
a fan	+ \$ _____
Total	_____



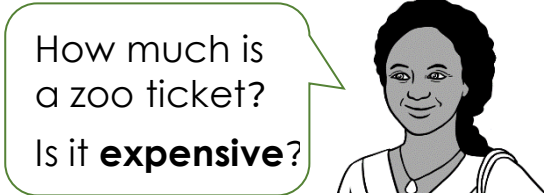
Do you have enough money?


					Yes	No
		+		=		<input checked="" type="checkbox"/>
g.	\$40		\$55			
		+		=		
h.	_____		_____			
		+		=		
i.	_____		_____			
		+		=		
j.	_____		_____			
		+		=		
k.	_____		_____			
		+		=		
l.	_____		_____			

13. Let's go out.











expensive = not cheap





WILDLIFE ZOO



Prices	Zoo tickets 	Bus tickets 
Adult 	\$41.00	\$6.00
Concession  	\$30.00	\$4.00
Child 	\$21.00	\$3.50
Family 	\$85.00	\$13.00



How much is a **concession zoo** ticket?

\$30

How much is a **child's bus** ticket?

\$3.50





Anika and her mother catch the bus to the zoo on Saturday.



a. How much are 2 concession **bus** tickets?

\$6.00


\$8.00

\$13.00

b. What money do they need?



c. How much are 2 concession **zoo** tickets?



\$82.00

\$50.00


\$60.00

d. What money do they need?



bus tickets

\$ _____



zoo tickets

\$ _____

Total

\$ _____

f. They have \$100.

Do they have enough?




_____ yes

_____ no



Let's go to the zoo.
The tickets are cheap
this Sunday.







How much are
the tickets?



WILDLIFE ZOO



Cheap prices this Sunday!!

Prices	Zoo tickets 	Bus tickets 
Adult 		
Concession 		
Child 		
Family 		



How much is a **family zoo** ticket?

\$70

How much is an **adult bus** ticket?

\$4





Sahra and her family catch the bus to the zoo on Sunday.



a. How much is a family **bus** ticket?

- \$9.00 \$9.50 \$10.00 \$10.50

b. What money do they need?



c. How much is a family **zoo** ticket?


- \$85.00 \$80.00 \$70.00

d. What money do they need?



bus ticket

\$ _____



zoo ticket

\$ _____

Total

\$ _____

f. They have \$100.

Do they have enough?










_____ yes _____ no

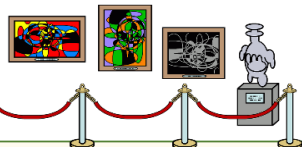







More places to go

1.

 <h2 style="display: inline;">Swimming Pool</h2>		 <h3>Tickets</h3>
Prices		
Adult		
Concession	 	
Child		
Family		

2.

 <h2 style="display: inline;">Art Gallery</h2>		 <h3>Tickets</h3>
Prices		
Adult		
Concession	 	
Child		
Family	