

English Ready

22636VIC Course in Initial EAL

VU23491 Recognise and copy extremely familiar words

Words



Name _____

Teacher _____

Class _____

Date _____

This book is supported by additional writing exercises in the **Writing** book.

This workbook is designed to be used with the support of a teacher.

Design team: Vicki Hambling, Sue Paull, Frida Dean, Glenise Kleehammer and Mary Wallace

Illustrations: Madelena Scott

Image Acknowledgements:

Peg [This Photo](#) by Unknown Author is licensed under [CC BY-SA](#)

Pig - [This Photo](#) by Unknown Author is licensed under [CC BY-SA-NC](#)

Tag [This Photo](#) by Unknown Author is licensed under [CC BY-NC](#)

Acknowledgements: The design team would like to thank the AMEP service providers and practitioners who participated in the trial and gave valuable feedback. The team would also like to acknowledge the use of the EAL Framework which underpins the design of this book. [Copyright of the EAL Framework](#) is reserved to the Crown in the right of the State of Victoria. © State of Victoria (Department of Education and Training) 2023.

This English Ready Resource is licensed under a Creative Commons Attribution-NoDerivs 3.0 Australia licence (More information is available [here](#)). You are free to use, copy and distribute to anyone in its original form as long as you attribute Department of Home Affairs as the author and you license any derivative work you make available under the same licence.

© Commonwealth of Australia 2023



With the exception of the Commonwealth Coat of Arms, the department's logo, any material protected by a trade mark and where otherwise noted all material presented in this document is provided under a Creative Commons Attribution 4.0 International (<https://creativecommons.org/licenses/by/4.0/>) licence.

The details of the relevant licence conditions are available on the Creative Commons website (accessible using the links provided) as is the full legal code for the CC BY 4.0 licence. (<https://creativecommons.org/licenses/by/4.0/legalcode>).

Use of all or part of this document must include the following attribution:

© Commonwealth of Australia 2023

As far as practicable, material for which the copyright is owned by a third party will be clearly labelled. The department has made all reasonable efforts to ensure that this material has been reproduced in this document with the full consent of the copyright owners.

Copyright requests and enquiries concerning usage not addressed by the CC BY 4.0 licence should be addressed to: comms@homeaffairs.gov.au at the Department of Home Affairs.

The terms of use for the Commonwealth Coat of Arms are available from the [It's an Honour](#) website.

Where a copyright owner, other than the Commonwealth, is identified with respect to this material, please contact that third party copyright owner directly to seek permission.

Table of contents

1	Instructions	1
2	The alphabet letters.....	2
3	Match the letters.....	4
4	Trace and copy.	7
5	Short vowel words	13
6	Consonant blends.....	21
7	Two consonants make one sound.....	31
8	Numbers.....	40
9	Name	42
10	Address	44
11	Today is Monday.....	46

1 Instructions



The arrow is a reminder to read from left to right.



1.



listen

2.



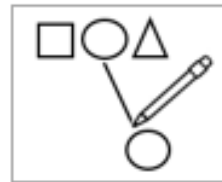
say

3.



copy

4.



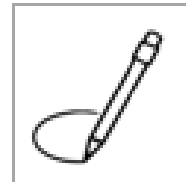
match

5.



colour

6.



circle

7.



trace

8.



tick

9.



point

10.



clap

2 The alphabet letters



1. Capital Letters

A B C D E F

G H I J K L

M N O P Q R

S T U V W X

Y Z

2. Small letters

a b c d e f

g h i j k l




m n o p q r

s t u v w x

y z

1.    →

A	B	C	D	E	F
G	H	I	J	K	L
M	N	O	P	Q	R
S	T	U	V	W	X
Y	Z				

2.   

a	b	c	d	e	f
g	h	i	j	k	l
m	n	o	p	q	r
s	t	u	v	w	x
y	z				

3 Match the letters



Aa Bb Cc Dd Ee Ff

Gg Hh Ii Jj Kk Ll

Mm Nn Oo Pp Qq Rr

Ss Tt Uu Vv Ww Xx

Yy Zz



A	b	a	c
B	d	a	b
C	e	c	f
D	d	a	g

1.   →

H
I
J
K

e	g	h
a	i	l
h	b	j
k	c	h

2.

E
F
G

f	c	e
e	f	h
g	p	f

3.

L
M
N
O
P

i	k	l
j	a	m
n	m	h
k	o	p
p	l	n

1.   →

Q
R
S

o	p	q
b	r	s
s	t	u

2.

T
U
V

r	f	t
o	u	i
w	t	v

3.

W
X

x	w	y
v	z	x

4.


Y
Z

y	w	m
v	z	x

4 Trace and copy.



Explain the correct writing posture, pencil grip and letter formation. The colour of the arrows is a guide:
green = 1st stroke, orange = 2nd stroke, purple = 3rd stroke.



1 ● →


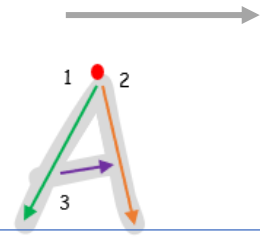
2 ● →

3 ● →



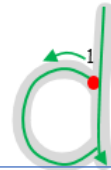
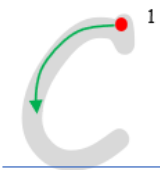
A A a a

A A a

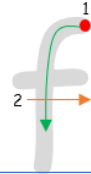
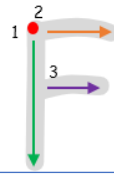
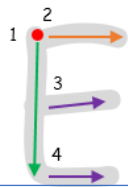


A A a a B B b b

A a



C C c c D D d d



E E e e F F f f

G g H h

G G g g H H h h

I i J j

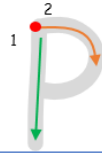
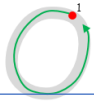
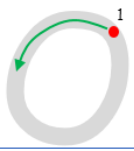
I I i i J J j j

K k L l

K K k k L L l l

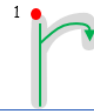
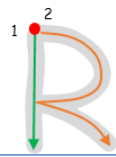
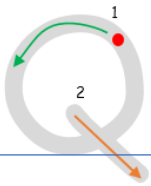
M m N n

M M m m N N n n



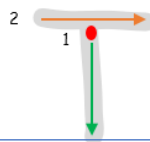
O O o o

P P p p



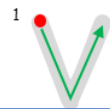
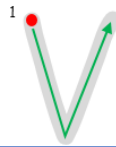
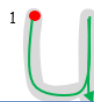
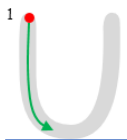
Q Q q q

R R r r




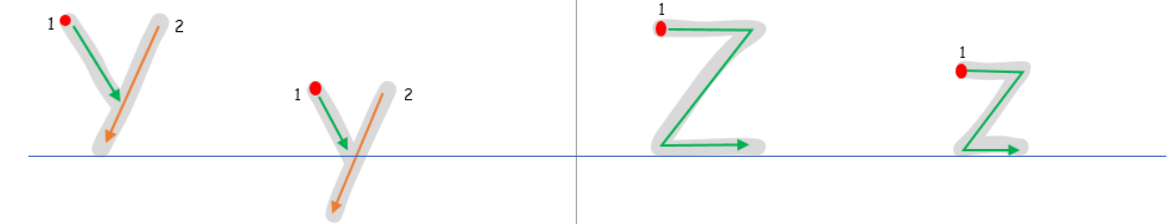

S S s s

T T t t

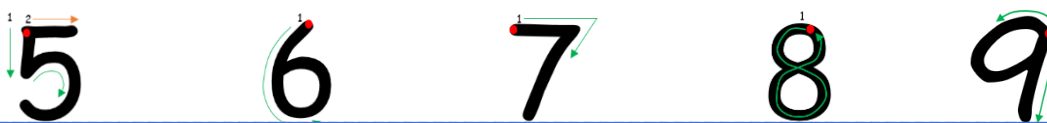


U U u u

V V v v



More practise in number formation in the writing book.





Vowels are in gold boxes, the consonants blue.



a	b	c	d	e	f	g
---	---	---	---	---	---	---

a						
---	--	--	--	--	--	--

h	i	j	k	l	m	n
---	---	---	---	---	---	---

--	--	--	--	--	--	--

o	p	q	r	s	t	u
---	---	---	---	---	---	---

--	--	--	--	--	--	--

v	w	x	y	z
---	---	---	---	---






--	--	--	--	--

5 Short vowel words

Explain that the short vowel sound can come at the beginning or in the middle of a word.

1.


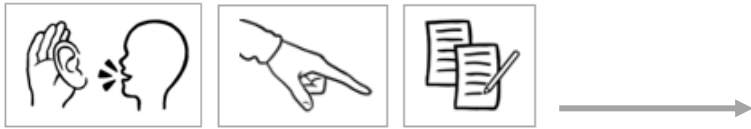



a		apple
e		egg
i		ink
o		orange
u		umbrella


2.




a	e	i	o	u
a				



1. hat 
hat _____

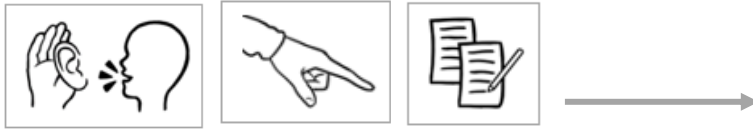
cat 

2. man 

pan 


3. bag 

tag 



1. bed 
bed

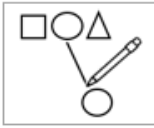
red 


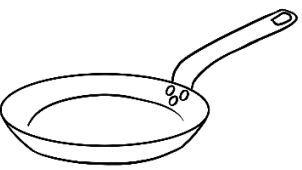


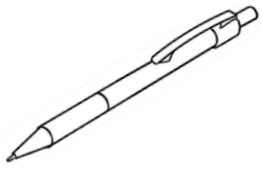


2. pen 

men 

3. peg 

leg 



1.		hat
2.		pan
3.		man
4.		men
5.		pen
6.		leg
7.		bed

pan

hat

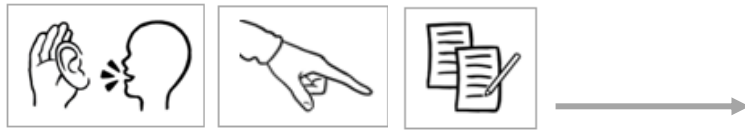
men

man

leg

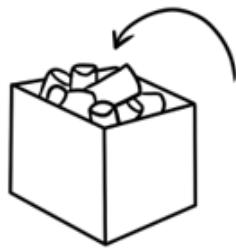
bed

pen



1.

in



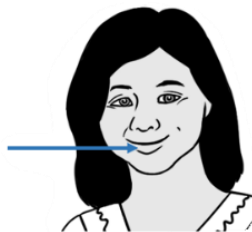
in

bin



2.

lip




zip



3.

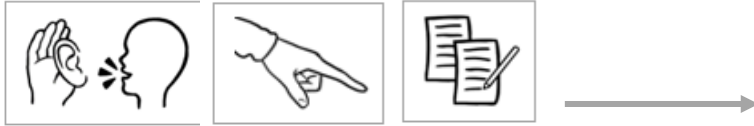
pig




dig

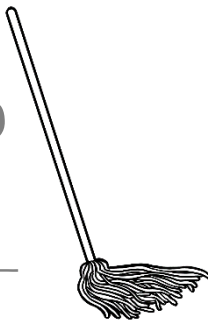


Colour the stop sign red.

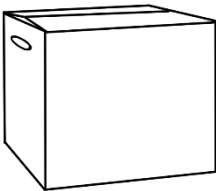


1. old 
old _____

cold 

2. mop 

stop 

3. box 

fox 




1.

up



up

cup



2.

run



sun

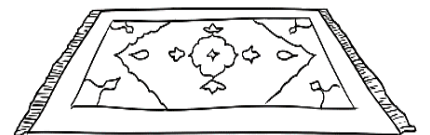


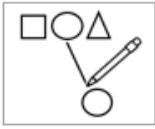
3.





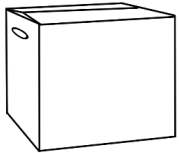


mug



rug





1.		bin
2.		zip
3.		pig
4.		mop
5.		box
6.		sun
7.		mug

zip

pig

bin

box

mug

mop

sun

6 Consonant blends

1.



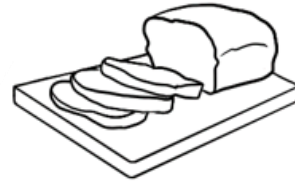
Say the consonants separately.
Then blend, colour and copy them.

b

r



br




br	br	br	br	br
br				

2.





br		
	bread	brush
	__ead	__ush
	__ead	__ush
	__ead	__ush


1.   

t r → tr 

tr	tr	tr	tr	tr
tr				




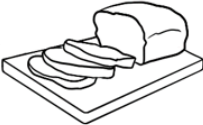
2.  

tr		
	train	tree
	__ain	__ee
	__ain	__ee
	__ain	__ee



br

tr

tree	
brush	
train	
bread	



Pages 23, 26 & 29 - Say a word stressing the blend.
Students tick the blend.



bread



brush



train



tree

1.



Say the consonants separately.
Then blend, colour and copy them.

f

r



fr



fr	fr	fr	fr	fr
fr				

2.




fr		
	fruit	friend
	__uit	__iend
	__uit	__iend
	__uit	__iend

1.





Colour all stop signs red.

s t → st 

st	st	st	st	st
st				

2.





st		
	stop	stand
	__ op	__ and
	__ op	__ and
	__ op	__ and





fr

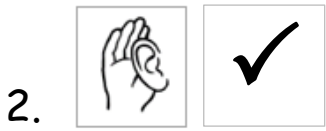
st

fruit 


stop 

friend 

stand 



fruit



friend



stop



stand



1.




Say the consonants separately.
Then blend, colour and copy them.
Colour the shapes black or blue.
Identify objects that are black or blue.

b

l





bl



bl	bl	bl	bl	bl
bl				


2.



bl		
	black	blue
	__ack	__ue
	__ack	__ue
	__ack	__ue



1.   

c l → cl



cl	cl	cl	cl	cl
cl				





2.  

cl		
	clock	clap
	__ock	__ap
	__ock	__ap
	__ock	__ap



bl

cl


blue	
clap	
clock	
black	



black



blue



clock



clap



Listening exercise - Say the blended sound in the box and then the two words. Students circle the word with the blended sound. The first word is *brush*.

1. **br**

brush



tree



2. **tr**

friend



train



3. **fr**

blue



fruit




4. **st**

stand



clock




5. **bl**

stop



black

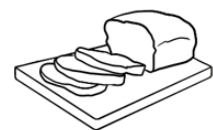


6. **cl**

clap



bread



7 Two consonants make one sound.

1.



ch

ch

ch



ch	ch	ch	ch	ch
ch				

2.



ch	 chips ___ips ___ips ___ips	 chicken ___icken ___icken ___icken
----	---	---


1.



sh

sh


sh



sh	sh	sh	sh	sh
sh				

2.



sh	 shop ___op ___op ___op	 shoe ___oe ___oe ___oe
----	--	--

1.




ch

sh

shoe 

chips 

shop 

chicken 


2.



Say a word stressing the bolded sound.
Students tick the sound.



chips



chicken



sh**o**p



sh**o**e

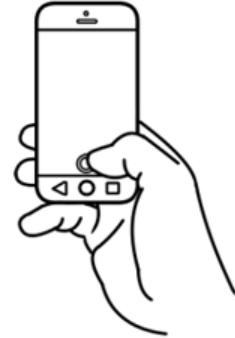
1.



ph

ph

ph



ph	ph	ph	ph	ph
ph				

2.



ph		
	phone	photo
	__one	__oto
	__one	__oto
	__one	__oto



See the Teacher Resources for notes about the pronunciation of the voiced and unvoiced *th*. The *th* in *thirty* and *Thursday* is unvoiced. Additional words are *thirteen*, *thirty* and *thanks*.



3

th	th	th	th	th
th				




th	3	<div style="border: 1px solid black; padding: 5px; width: fit-content; margin: 0 auto;"> Monday Tuesday Wednesday Thursday Friday </div>
	three	Thursday
	__ree	__ursday
	__ree	__ursday
	__ree	__ursday

1.   

ck



ck

ck



ck	ck	ck	ck	ck
ck				

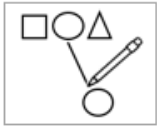
2.  

ck		
	truck	clock
	tru ___	clo ___
	tru ___	clo ___

Say the double-letter sound and the two words.
Students circle the word with the double-letter sound.



1. ch	<p>chicken</p> 	<p>shop</p> 
2. sh	<p>shoe</p> 	<p>phone</p> 
3. ph	<p>photo</p> 	<p>clock</p> 
4. th	<p>chips</p> 	<p>Thursday</p> 
5. ck	<p>truck</p> 	<p>three</p> <p>3</p>



sh

ch

ck

ph

th

chips



chicken



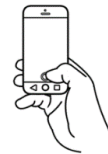
shop



shoe



phone



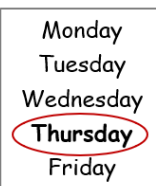
photo




three

3


Thursday



clock



truck



Say the word, sound the word, say the word.



1. clap

cl a p

clap



2. clock

cl o ck

clock



3. truck

tr u ck

truck



4. shop

sh o p

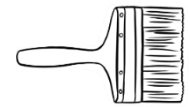
shop



5. brush

br u sh

brush



6. chips

ch i p s

chips



clap

clock

truck

clap

shop

brush

chips

8 Numbers



0		
1		
2		
3		
4		
5		
6		
7		
8		
9		

1.



0	1	2	3	4
0				


5	6	7	8	9

2.



Students *dial* their number on the phone keyboard.

What is your phone number?



3.



--	--	--	--

--	--	--

--	--	--

9 Name

1.



My first name is Jamila.

My family name is Desta.



2.



My first name is Jamila.

My family name is Desta.

3.



First name

Jamila

Family name

Desta

1.



You

What is your first name?

What is your family name?



2.



Students can copy their names from a card with their personal details.

My first name is _____.

My family name is _____.

3.



First name	<hr/> <hr/>
Family name	<hr/> <hr/>

10 Address

1.



I live in Kellivale.

I live at 56 North Street.

My phone number is
0408 629 531.

2.



Address										
Street	56 North Street									
Suburb	Kellivale									
Postcode	2421									
Phone	0	4	0	8	6	2	9	5	3	1



Students can copy their address and phone number from a card with their personal details.

You

Where do **you** live?








What is **your** phone number?



Address												
Street	_____											
Suburb	_____											
Postcode	_____											
Phone												

11 Today is Monday.



Monday	
Tuesday	
Wednesday	 
Thursday	
Friday	
Saturday	  
Sunday	 



1. Today is Monday.

Monday

2. Today is Tuesday.

Tues_____

3. Today is Wednesday.

Wednes_____

4. Today is Thursday.

Thurs_____

5. Today is Friday.

Fri_____

6. Today is Saturday.

Satur_____

7. Today is Sunday.

1.



When is your class?

Monday, Tuesday and Thursday.



2.



Students tick Jamila's days and their class days.

	Jamila	You
Monday	✓	
Tuesday		
Wednesday		
Thursday		
Friday		
Saturday		
Sunday		