

English Ready

22482VIC Course in Initial EAL
VU22579 Use strategies to participate in learning

Learn English



Name _____

Teacher _____

Class _____

Date _____

Design team: Vicki Hambling, Sue Paull, Frida Dean and Mary Wallace

Illustrations: Madelena Scott

Acknowledgements: The design team would like to thank the AMEP service providers and practitioners who participated in the trial and gave valuable feedback. The team would also like to acknowledge the use of the EAL Framework which underpins the design of this book.

Copyright of the EAL Framework is reserved to the Crown in the right of the State of Victoria.
© State of Victoria (Department of Education and Training) 2018.

This English Ready Resource is licensed under a Creative Commons Attribution-NoDerivs 3.0 Australia licence (More information is available [here](#)). You are free to use, copy and distribute to anyone in its original form as long as you attribute Department of Home Affairs as the author and you license any derivative work you make available under the same licence.

© Commonwealth of Australia 2023



With the exception of the Commonwealth Coat of Arms, the department's logo, any material protected by a trade mark and where otherwise noted all material presented in this document is provided under a Creative Commons Attribution 4.0 International (<https://creativecommons.org/licenses/by/4.0/>) licence.

The details of the relevant licence conditions are available on the Creative Commons website (accessible using the links provided) as is the full legal code for the CC BY 4.0 licence. (<https://creativecommons.org/licenses/by/4.0/legalcode>).

Use of all or part of this document must include the following attribution:

© Commonwealth of Australia 2023

As far as practicable, material for which the copyright is owned by a third party will be clearly labelled. The department has made all reasonable efforts to ensure that this material has been reproduced in this document with the full consent of the copyright owners.

Copyright requests and enquiries concerning usage not addressed by the CC BY 4.0 licence should be addressed to: comms@homeaffairs.gov.au at the Department of Home Affairs.

The terms of use for the Commonwealth Coat of Arms are available from the [It's an Honour](#) website.

Where a copyright owner, other than the Commonwealth, is identified with respect to this material, please contact that third party copyright owner directly to seek permission.



Table of contents

1	Instructions.....	2
2	Do you understand?	3
3	Meet the students and teachers.....	4
4	What is your name?	5
5	Where do you learn English?	6
6	Who is your teacher?	7
7	I go to class today.	8
8	When do you start class?	14
9	I am sorry. I am late.	16
10	Do you have a pencil?.....	20
11	I want to learn English.....	28
12	Follow instructions.....	38
13	I am sick.....	44

1 Instructions



1.



listen

2.



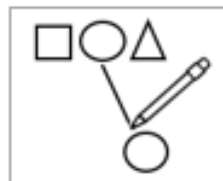
say

3.



copy

4.



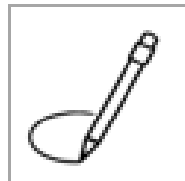
match

5.



colour

6.



circle

7.



trace

8.



tick

9.



point

10.



clap

2 Do you understand?



1. Do you understand?



2. Do you understand?



Yes, I understand.



No, I don't understand.

Say it again please?



don't = do not

3 Meet the students and teachers.



Students



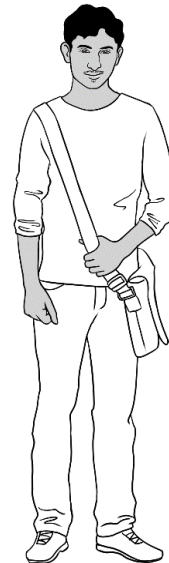
1. Zarni



2. San



3. Jamila



4. Rahim



5. Ming

Teachers



6. Rosie



7. Wendy



8. Peter

4 What is your name?



What is your name?



1.



My name is Ming.

My name is Jamila.



2.



My name is Zarni.

My name is San.



3.

My name is Rahim.

What is your name?



4.



My name is _____ .

5 Where do you learn English?



1.



I learn at a community centre.


2.



We learn at TAFE.



3.



Where do you learn?

I learn at _____.

6 Who is your teacher?



1.



My teacher is **Wendy**.



2.



My teacher is **Rosie**.



3.



My teacher is **Peter**.




4.



Who is your teacher?




My teacher is _____.

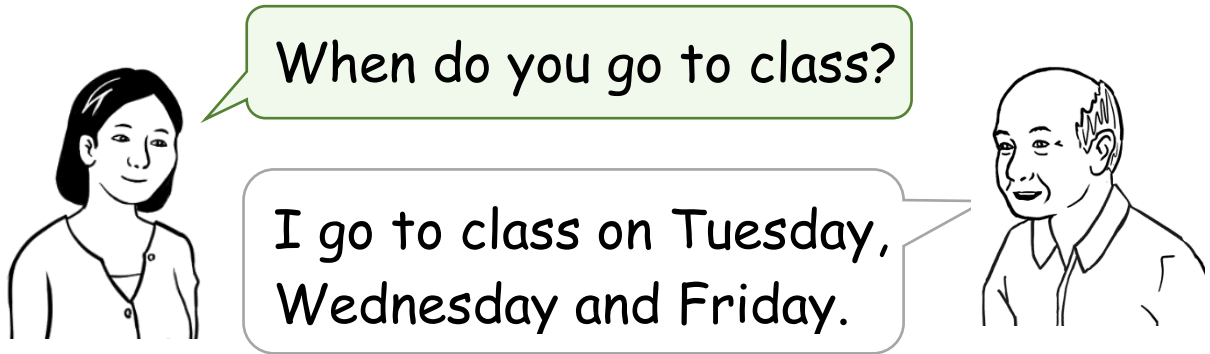
7 I go to class today.



This is Ming's timetable.

Monday	Tuesday	Wednesday	Thursday	Friday
	9:00 -1:00 Room 4	9:00 -1:00 Room 4		9:00 -1:00 Room 4

1.   



Day	✓
Monday	
Tuesday	✓
Wednesday	
Thursday	
Friday	




2.  

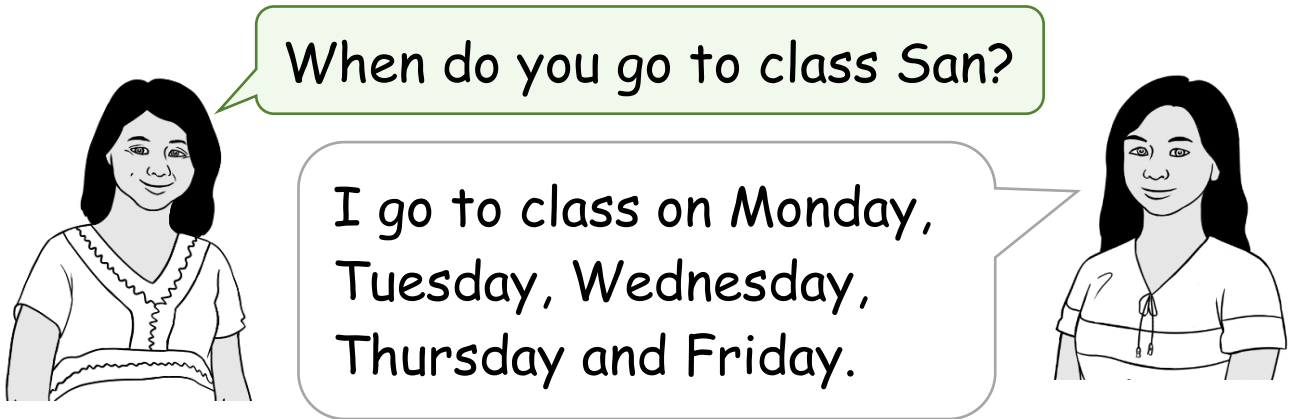
Tuesday	Wednesday	Friday
Tuesday	Wednesday	Friday



This is Rahim and San's timetable.

Monday	Tuesday	Wednesday	Thursday	Friday
9 - 1	9 - 1	9 - 1	9 - 1	9 - 1
Room 40	Room 40	Room 40	Room 40	Room 14

1.   



Day	✓
Monday	✓
Tuesday	
Wednesday	
Thursday	
Friday	



Monday	Tuesday	
<u>M</u> onday	<u> </u> uesday	
Wednesday	Thursday	Friday
<u> </u> ednesday	<u> </u> ursday	<u> </u> iday

1.  

When do you go to class?



Day	✓
Monday	
Tuesday	
Wednesday	
Thursday	
Friday	

2.  

Monday	Tuesday	Wednesday
<u>Monday</u>	_____day	_____nesday

Thursday	Friday	Saturday
_____day	____day	_____urday



M	o	n	d	a	y
M	o	n	d	a	y

T	u	e	s	d	a	y

W	e	d	n	e	s	d	a	y

T	h	u	r	s	d	a	y

F	r	i	d	a	y

S	a	t	u	r	d	a	y

S	u	n	d	a	y

8 When do you start class?

1.



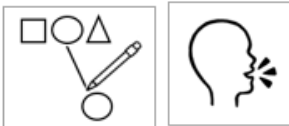
I start class at 9 o'clock.
I finish at 1 o'clock.

Monday

9:00 - 1:00

Room 40



2.





9 o'clock



1 o'clock



1.   
- 2.

I start class at 9 o'clock.
I finish at 1 o'clock.

Monday
9:00 - 1:00
Room 16



3.  



When do **you** start class?

When do **you** finish?

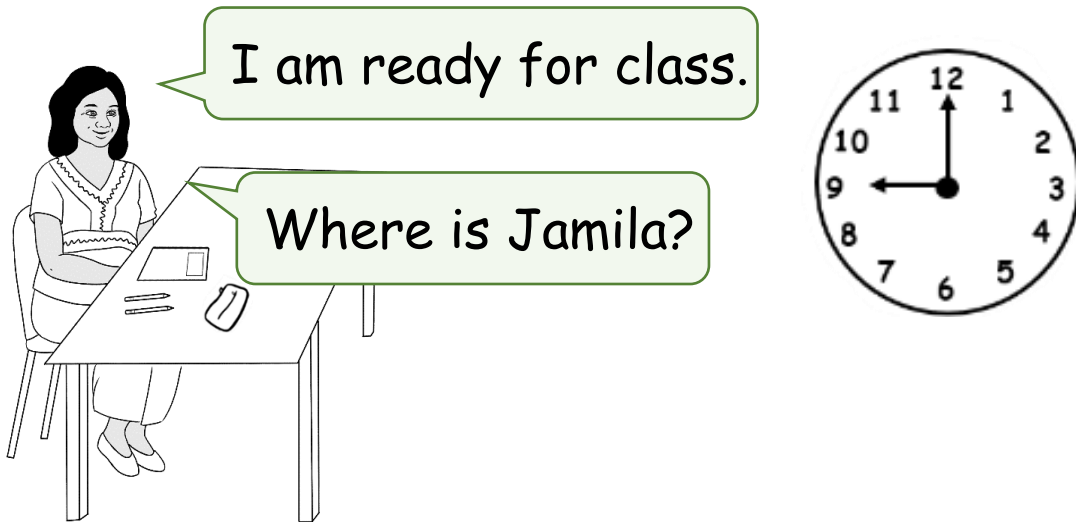
I start class at ____ o'clock.

I finish at ____ o'clock.


9 I am sorry. I am late.

Class starts at 9 o'clock.

1.



2.






3.



I am late.


It is 10 o'clock.



4.

Good morning Jamila.

Good morning Rosie.
I am sorry. I am late.



5.



Page 13.

What page Rosie?



6.




Come on time.
Come on time.
Our class
starts at 9.



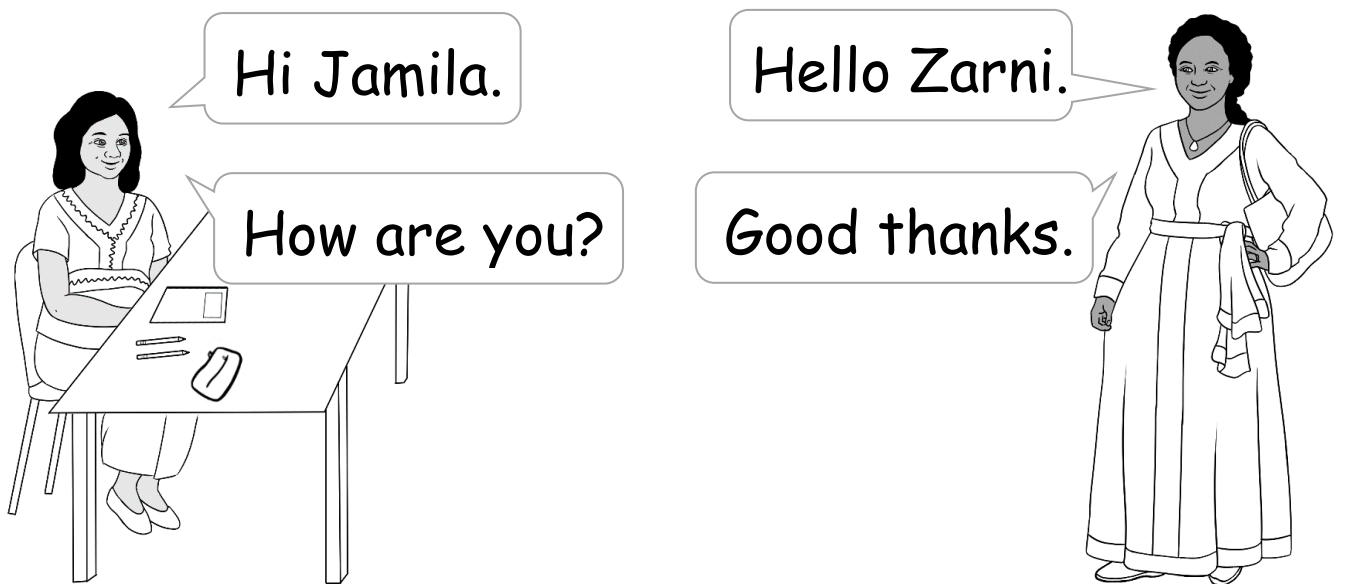
7.



The next day



8.



10 Do you have a pencil?

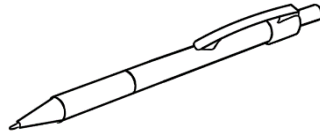


1.



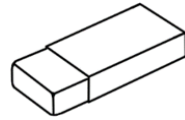
pencil

2.



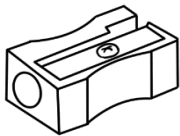
pen

3.



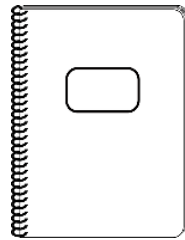
rubber

4.



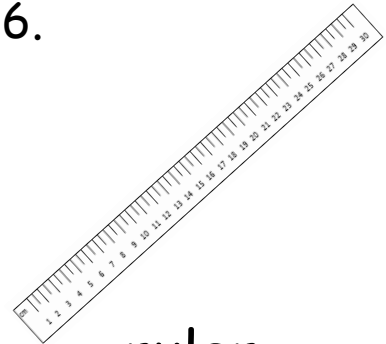
sharpener

5.



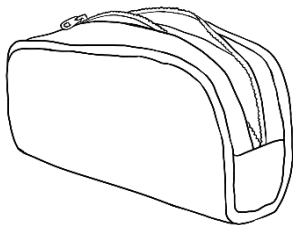
notebook

6.



ruler

7.



pencil case

8.

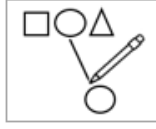



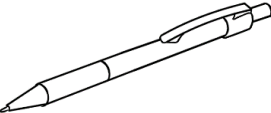
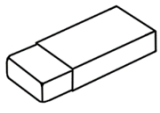

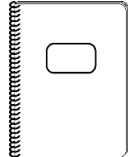
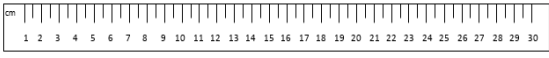
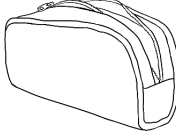


water bottle

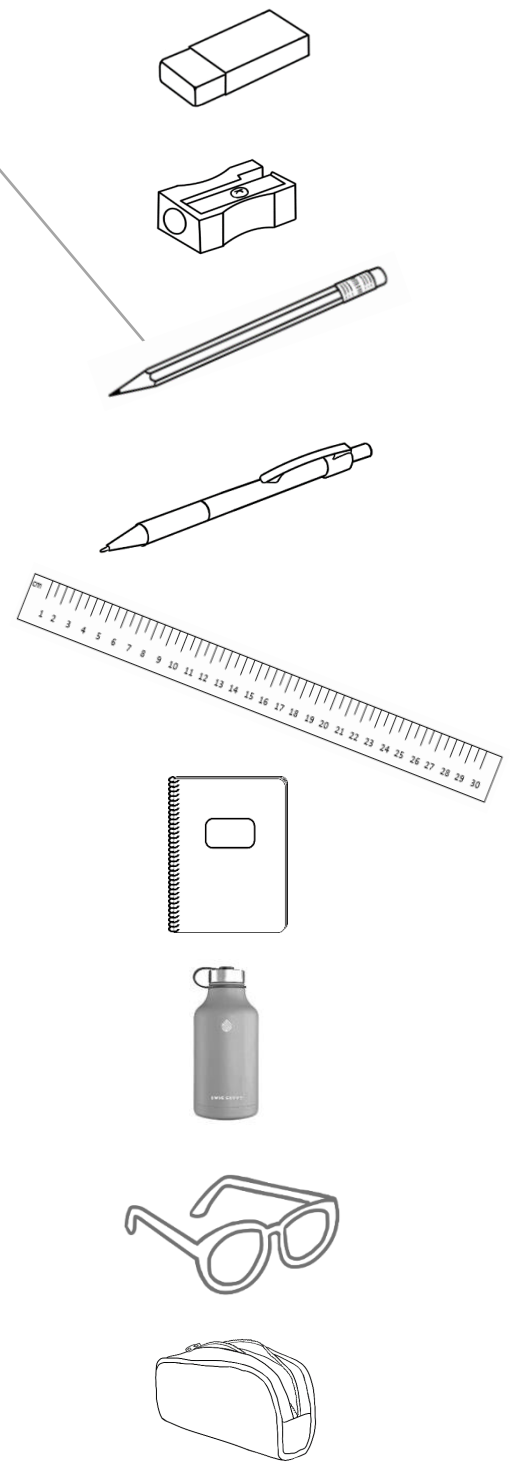
9.



glasses



1. pencil	
2. pen	
3. rubber	
4. sharpener	
5. notebook	
6. ruler	
7. pencil case	
8. water bottle	
9. glasses	






1.



Do you have a pencil?



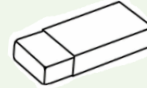
Yes.



2.




Do you have a rubber?




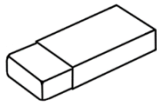
No.



3



What do you have?

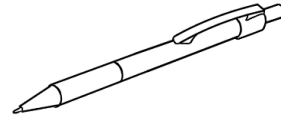
		✓
I have a pencil.		
I have a rubber.		



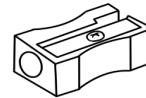
What do you have?



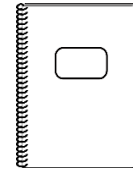
1. I have a pen.



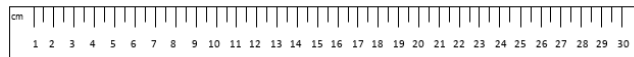
2. I have a sharpener.



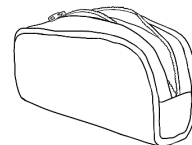
3. I have a notebook.



4. I have a ruler.



5. I have a pencil case



6. I have a water bottle.



7. I have glasses.

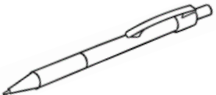


1.  

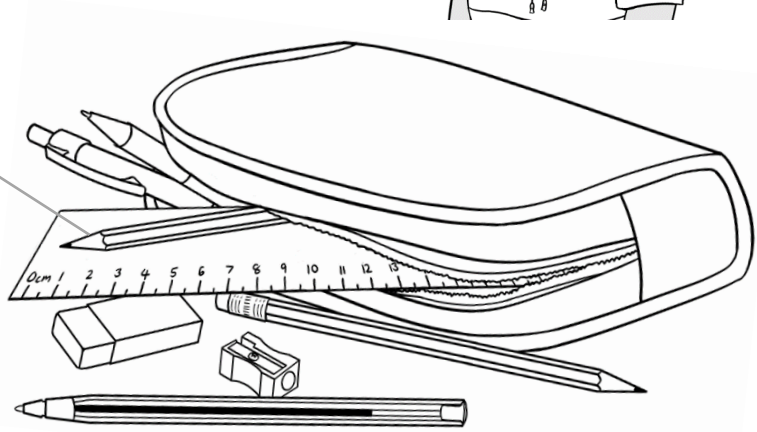
San's pencil case




1. pencil 

2. pen 


3. rubber 




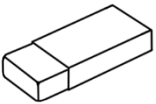
4. ruler 

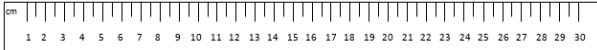
5. sharpener 

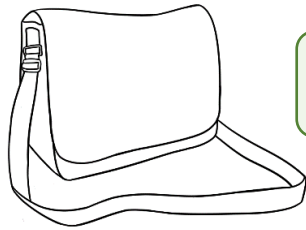
2.  

 pencil
_encil

pen
_en 

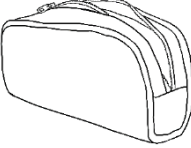



 rubber
_ubber

ruler
_uler 



Rahim's bag



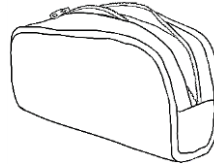
1. a pencil case		
2. a notebook		
3. a water bottle		
4. a phone		
5. glasses		
6. an apple		
7. an umbrella		



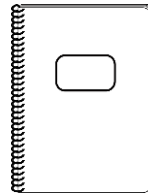
San's bag



1. a pencil case



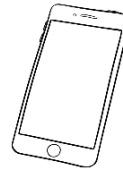
2. a notebook



3. a water bottle



4. a phone



5. glasses

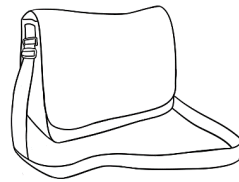


6. an apple




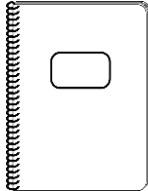





7. an umbrella





What is in **your** bag?

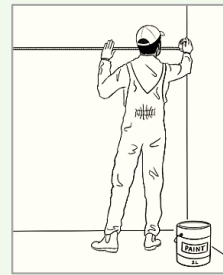


1. a pencil case		
2. a notebook		
3. a water bottle		
4. a phone		
5. glasses		
6. an apple		
7. an umbrella		

11 I want to learn English.




I want to be a painter.

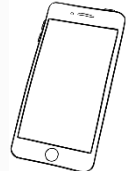
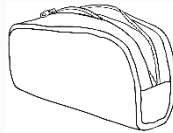


In class

1. I come to class before 9 o'clock.




2. I have



3. I ask questions.

Say it again please?



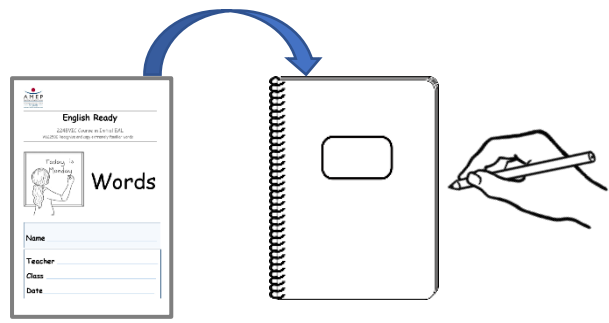


After class

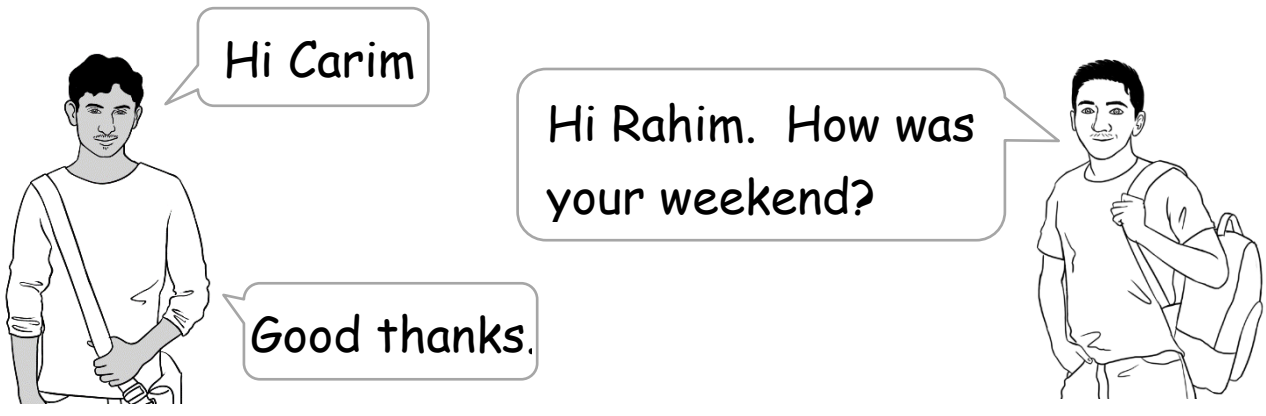
4. I do my homework.



5. I copy words into my notebook.




6. I talk to my friend in English.






I want to work with children.



In class

1. I ask for help.



Can you help me please?

2. I record the teacher.




I have a pencil.





After class


3. I listen to the teacher.
I repeat the words.



4. I talk to my neighbours.



5. I learn new words.





I want to be a cook.

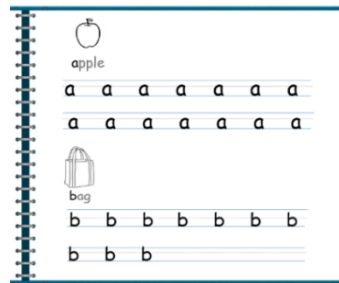


In class


1. I say the sounds. I copy the sounds.



apple a
bag b.



2. I match the words. I say the words.



apple



3. I talk to my friend in English.



Hi Zarni.

How is San?

Hi Jamila.

She is sick today.





After class

4. I learn with a volunteer. I learn the sounds.



5. I use a laptop in the library.






I want to talk to my grandchildren.



In class

1. I go to class.



2. I listen and repeat.




Monday

Monday



3. I ask for help.




Can you help me please Wendy?



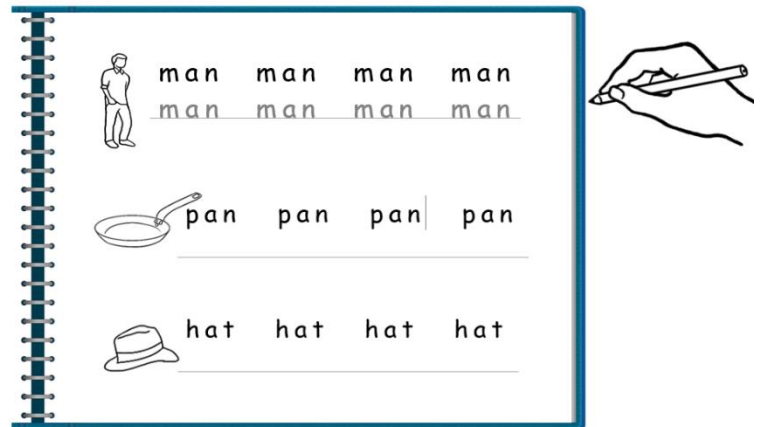


After class

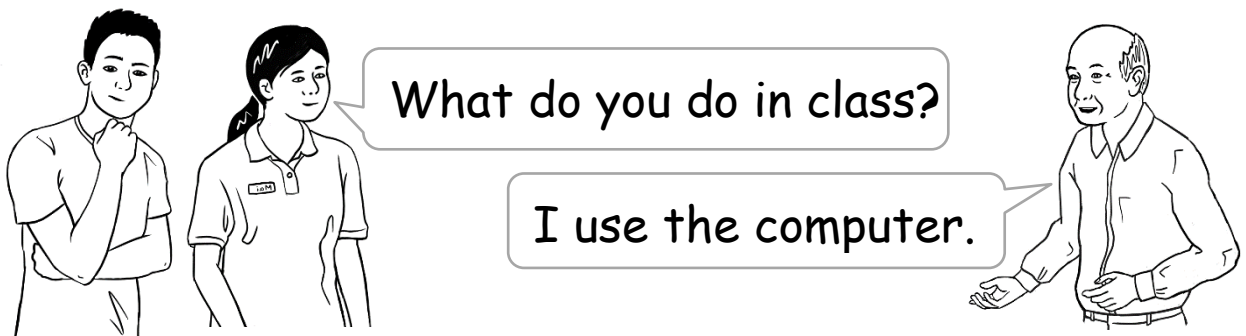
4. I go to the library.



5. I do my homework.



6. I talk to my grandchildren.






In class


What do you do?



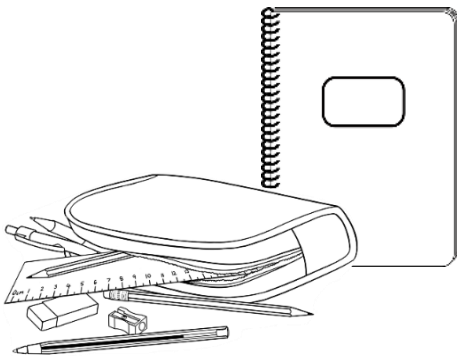
1



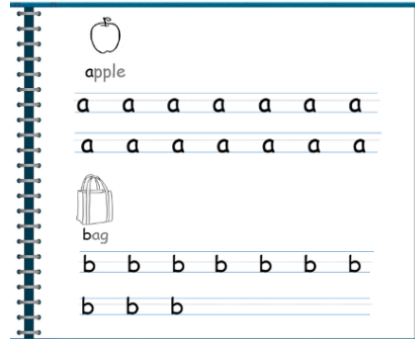
2



3




4



5



6






After class



What do you do?

1



2



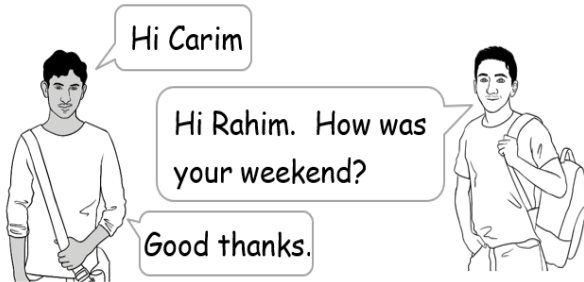
3



4



5



6



12 Follow instructions.

1.



Circle b.



a	b	c	d	e	f	g
h	i	j	k	l	m	

n	o	p	q	r	s	t
u	v	w	x	y	z	

2.



Tick d.



a	b	c	d	e	f	g	h	i	j	k	l	m
			✓									

3.



Tick r.



n	o	p	q	r	s	t	u	v	w	x	y	z
				✓								

4.

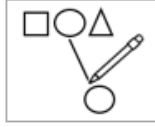










Colour F



A	B	C	D	E	F	G	H	I	J	K	L	M

N	O	P	Q	R	S	T	U	V	W	X	Y	Z



1. apple		a
2. bag		b
3. cup		c
4. door		d
5. eggs		e
6. family		f
7. glasses		g
8. home		h

c

e

a

b

d

h

f

g



9.



ink
_ink

10.



jacket
_acket

11.



kids
_ids

12.



lemon
_emon

13.




man
_an

14.



no
_o

15.



orange
_range

16.




pencil
_encil

17.








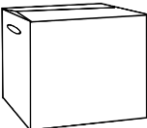


queen
_ueen

18.



rubber
_ubber



19.	student		S
20.	teacher		t
21.	umbrella		u
22.	van		v
23.	woman		w
24.	box		x
25.	yes		y
26.	zero		z

1.



2.




10.



1	2	3	4	5
6	7	8	9	10
11	12	13	14	15
16	17	18	19	20
21	22	23	24	25
26	27	28	29	30
31	32	33	34	35
36	37	38	39	40
41	42	43	44	45
46	47	48	49	50

13 I am sick.



3.



Hi Peter

Hi _eter

I am sick.

_ _m _ick.

San

_an

4.



I am sick.

_ _ _ .

I am sick.

_ _ _ .



Text the teacher.

1.



0	1	2	3	4	5	6	7	8	9
---	---	---	---	---	---	---	---	---	---

My teacher's phone number is

--	--	--	--	--	--	--	--	--	--	--

2.



Hi _____

I am sick.



Bye.

See you soon.

Bye.

See you later.

Bye.

See you tomorrow.

