


English Ready

22482VIC Course in Initial EAL

VU22578 Recognise letters of the alphabet and their sounds

Letter sounds



Name _____

Teacher _____

Class _____

Date _____

This book provides additional work on sounds to support the **Letter Names** book.

Design team: Vicki Hambling, Sue Paull, Frida Dean, Glenise Kleehammer and Mary Wallace

Illustrations: Madelena Scott

Acknowledgements: The design team would like to thank the AMEP service providers and practitioners who participated in the trial and gave valuable feedback. The team would also like to acknowledge the use of the EAL Framework which underpins the design of this book.

Copyright of the EAL Framework is reserved to the Crown in the right of the State of Victoria. © State of Victoria (Department of Education and Training) 2018.

This English Ready Resource is licensed under a Creative Commons Attribution-NoDerivs 3.0 Australia licence (More information is available [here](#)). You are free to use, copy and distribute to anyone in its original form as long as you attribute Department of Home Affairs as the author and you license any derivative work you make available under the same licence.

© Commonwealth of Australia 2023



With the exception of the Commonwealth Coat of Arms, the department's logo, any material protected by a trade mark and where otherwise noted all material presented in this document is provided under a Creative Commons Attribution 4.0 International (<https://creativecommons.org/licenses/by/4.0/>) licence.

The details of the relevant licence conditions are available on the Creative Commons website (accessible using the links provided) as is the full legal code for the CC BY 4.0 licence. (<https://creativecommons.org/licenses/by/4.0/legalcode>).

Use of all or part of this document must include the following attribution:

© Commonwealth of Australia 2023

As far as practicable, material for which the copyright is owned by a third party will be clearly labelled. The department has made all reasonable efforts to ensure that this material has been reproduced in this document with the full consent of the copyright owners.

Copyright requests and enquiries concerning usage not addressed by the CC BY 4.0 licence should be addressed to: comms@homeaffairs.gov.au at the Department of Home Affairs.

The terms of use for the Commonwealth Coat of Arms are available from the [It's an Honour](#) website.

Where a copyright owner, other than the Commonwealth, is identified with respect to this material, please contact that third party copyright owner directly to seek permission.



Table of contents

1	Instructions	2
2	The first sounds.....	3
3	Practise the first sounds.	9
4	Consonant sounds	22
5	Vowel sounds	36
6	Listen to the sounds.....	46
7	Consonant blends.....	48
8	Two consonants make one sound.....	57

1 Instructions



1.



listen

2.



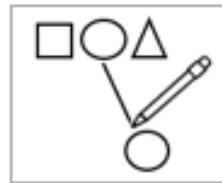
say

3.



copy

4.



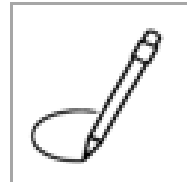
match

5.



colour

6.



circle

7.



trace

8.



tick

9.



point


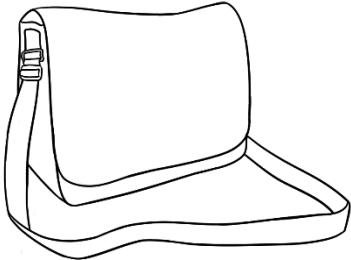


10.



clap

2 The first sounds



a	apple 	a
b	bag 	b
c	cup 	c
d	door 	d



e

egg



e

f

family



f

g

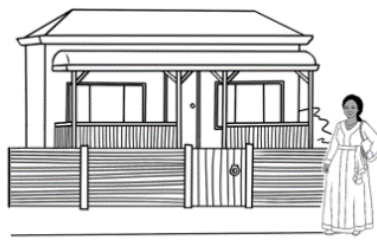
glasses



g

h

home



h

i

ink



i

j

jacket



j

k

kids



k

l

lemon



l

m

man



m



n


no



n

o

orange



o

p

pencil



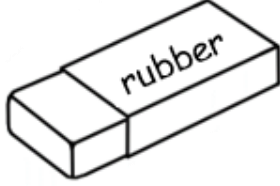




p

q


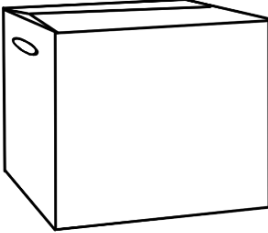

queen






q


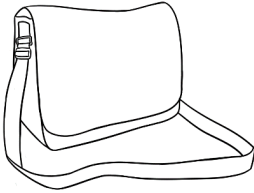

r	rubber 	r
s	student 	s
t	teacher 	t
u	umbrella 	u
v	van 	v



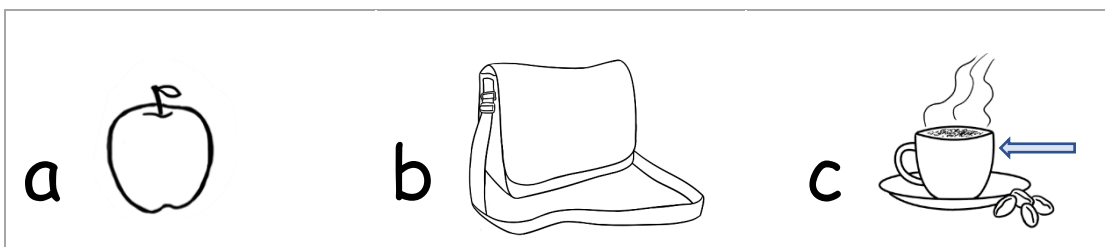
w	woman 	w
x	box 	x
y	yes 	y
z	zero 0	z

3 Practise the first sounds.

1.   

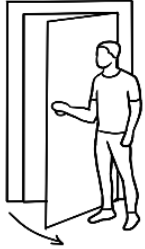



a		apple <input type="checkbox"/>	a
b		bag <input type="checkbox"/>	b
c		cup <input type="checkbox"/>	c

2.  




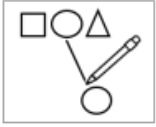
1.



d		door <input type="checkbox"/>	d
e		egg <input type="checkbox"/>	e
f		family <input type="checkbox"/>	f
g		glasses <input type="checkbox"/>	g

2.





a

b

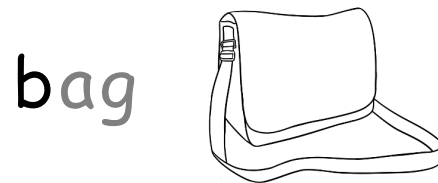


c

d

e

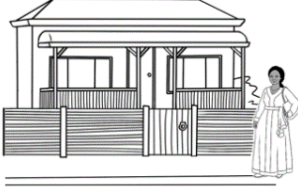



f

g




1.






h		home <input type="checkbox"/>	h
i		ink <input type="checkbox"/>	i
j		jacket <input type="checkbox"/>	j
k		kids <input type="checkbox"/>	k

2.




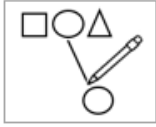
1.



l	 lemon <input type="checkbox"/>	l
m	 man <input type="checkbox"/>	m
n	 no <input type="checkbox"/>	n

2.





h

i


j

k

l

m

n

jacket 

lemon 

home 

man 




ink 

no 


kids 

1.



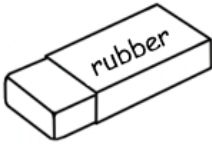


o		orange <input data-bbox="853 539 948 636" type="checkbox"/>	o
p		pencil <input data-bbox="850 869 944 965" type="checkbox"/>	p
q		queen <input data-bbox="858 1167 952 1263" type="checkbox"/>	q

2.




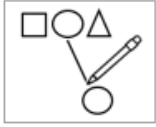
1.



r		rubber <input type="checkbox"/>	r
s		student <input type="checkbox"/>	s
t		teacher <input type="checkbox"/>	t

2.



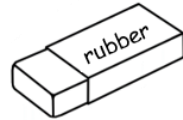


pencil



o

rubber




p

teacher



q

orange



r

queen



s




student



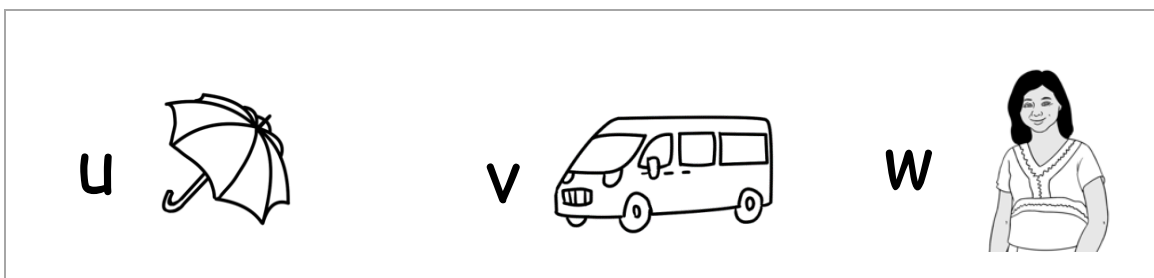
t

1.



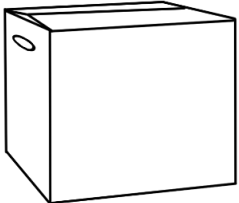

u		umbrella	u
v		van	v
w		woman	w

2.



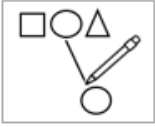
1.



x		box <input type="checkbox"/>	x
y		yes <input type="checkbox"/>	y
z	0	zero <input type="checkbox"/>	z

2.





woman



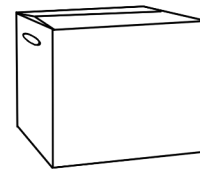
u

umbrella



v

box



w

zero



x

van



y

yes



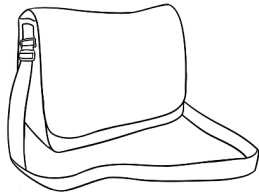
z

Start								
 a		 m	 n	 o				
 b		 l		 p				O z
 c		 k		 q				 y
 d		 j		 r				 x
 e		 i		 s				 w
 f	 g	 h		 t	 u			 v

4 Consonant sounds



1.



bag



bed

b

2.




cup




cat

c

3.



door



dog

d

4.




bed

__ed

__ed

__ed




cat

__at

__at

__at



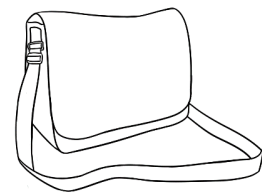
dog

__og

__og

__og



5.



b

c

d






1.

f



family



fan

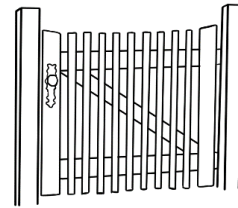


2.

g



glasses

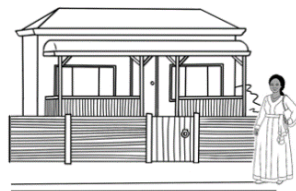


gate



3.

h



home


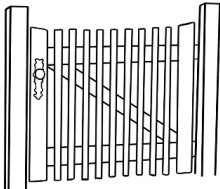



hat

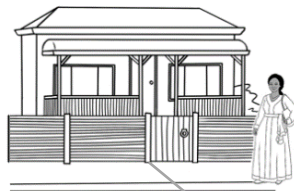
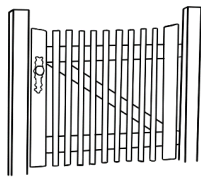


4.



 <p>fan</p> <p>__an</p> <p>__an</p> <p>__an</p>	 <p>gate</p> <p>__ate</p> <p>__ate</p> <p>__ate</p>	 <p>hat</p> <p>__at</p> <p>__at</p> <p>__at</p>
--	--	--


5.



f

g

h






1.

j



jacket



jug



2.

k



kids



key

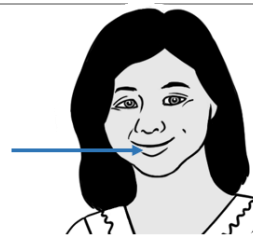


3.

l




lemon



lips



4.

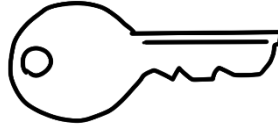


jug

__ug

__ug

__ug

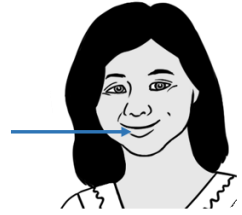


key

__ey

__ey

__ey



lips

__ips

__ips

__ips

5.



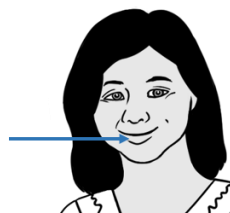
j



k



l






1.

m



man



mop

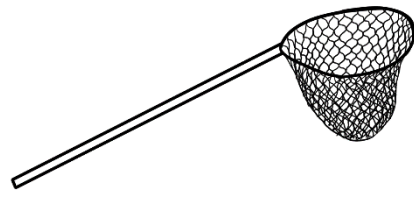


2.

n



no



net

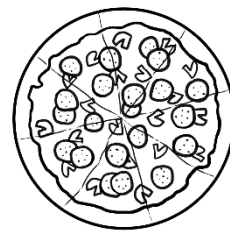


3.

p



pencil


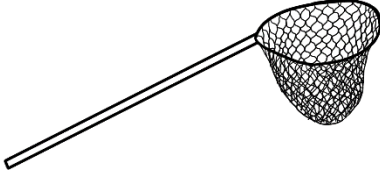



pizza

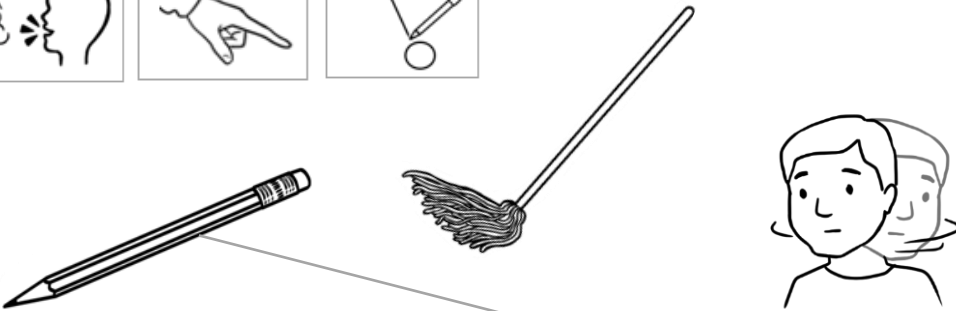


4.




 <p>mop</p> <p>__op</p> <p>__op</p> <p>__op</p>	 <p>net</p> <p>__et</p> <p>__et</p> <p>__et</p>	 <p>pizza</p> <p>__izza</p> <p>__izza</p> <p>__izza</p>
--	---	--

5.

m n p






1.

q



queen

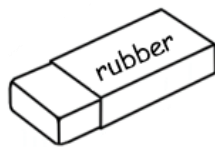


question



2.

r



rubber



run




3.

s



student






sun

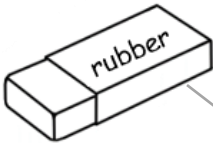




4.



 question __uestion __uestion __uestion	 run __un __un __un	 sun __un __un __un
--	--	--

5.

q

r


s





1.

t



teacher



time

2.

v



van

a e i o u


vowels

3.

w



woman



window

4.



time

__ime

__ime

__ime




van

__an

__an

__an




window

__indow

__indow

__indow


5.



t

v

w

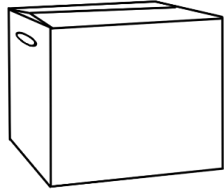


a e i o u



1.

x



box



fox



2.

y



yes



yam

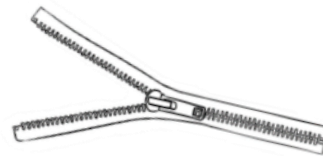


3.

z

0

zero



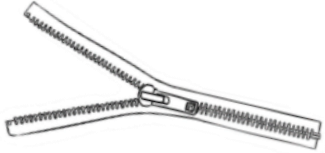


zip



4.

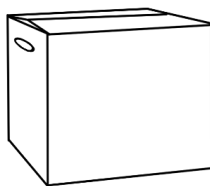


 <p>fox</p> <p>fo__</p> <p>fo__</p> <p>fo__</p>	 <p>yam</p> <p>__am</p> <p>__am</p> <p>__am</p>	 <p>zip</p> <p>__ip</p> <p>__ip</p> <p>__ip</p>
--	---	--

5.



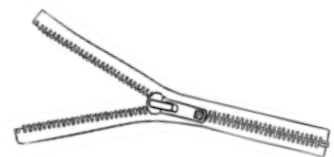

O



x


y

z




5 Vowel sounds

1.  apple  a

→  hat

h	a	t
---	---	---

 hat

 cat

c	a	t
---	---	---

 cat

 fan



f	a	n
---	---	---

 fan

 man

m	a	n
---	---	---

 man

2.  

 hat

h	a	t
h	_	t


c	a	t
c	_	t



 fan

f	a	n
f	_	n

m	a	n
m	_	n




1.



hat



cat



fan



man

2.




hat

h u a p t



cat

e c a d t



fan

l r f a n



man

m a w o n



egg  e



bed

b	e	d
---	---	---

bed



red

r	e	d
---	---	---

red



pen

p	e	n
---	---	---

pen

10

ten

t	e	n
---	---	---

ten

2.



bed

b _ d

red

r _ d



pen

p _ n

ten

t _ n

10

1.



bed



red



pen

10 ten

2.



bed

l b e r d



red

r e a d b



pen

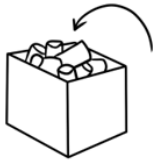
l p o e n

10

ten

m t e a n

1.



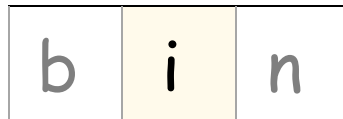
in



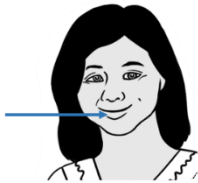
in



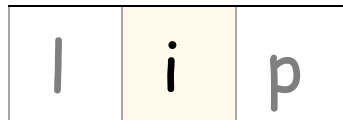
bin




bin



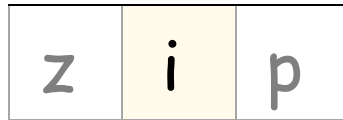
lip



lip

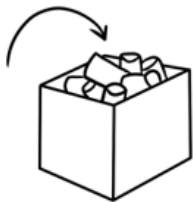


zip



zip

2.

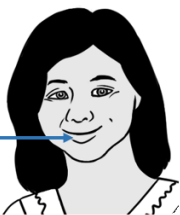


in

_n

bin

b_n



lip

l_p

zip

z_p



1.



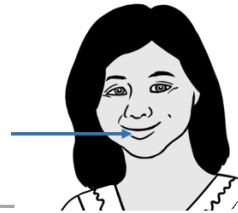
in



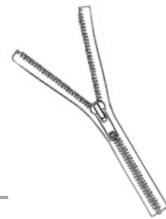
bin



lip



zip



2.



in

l

i

a

k

n



bin

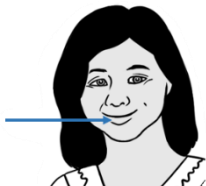
b

c

i

n

d



lip

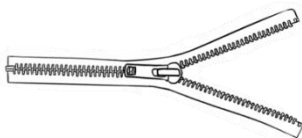
p

f

l

i

p



zip

z

i

w

p

n

1.



orange



o



old

o	l	d
---	---	---

old



cold

c	o	l	d
---	---	---	---

cold



mop

m	o	p
---	---	---

mop



stop

s	t	o	p
---	---	---	---

stop

1.



old

_ld

cold

c_ld



mop

m_p

stop

st_p



1.



o l d



c o l d



m o p



s t o p





2.



o l d

a



p



c o l d

c

m

o

l

d



m o p

l

m

o

a

p



s t o p

s

t

w

o

p

1.



umbrella




u



up

u	p
---	---

up



cup

c	u	p
---	---	---

cup



run

r	u	n
---	---	---

run



sun

s	u	n
---	---	---

sun

2.




up

_p

cup

c_p



run

r_n

sun

s_n



1.



up



cup



run



sun



2.



up

a

u

v

p

c



cup

c

i

u

d

p



run

s

r

b

u

n



sun

s

u

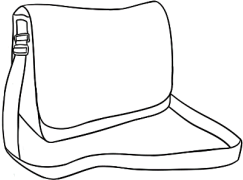



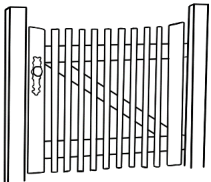




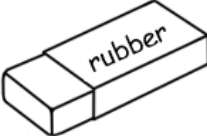


m

o











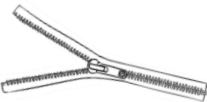

n

6 Listen to the sounds.



1. 	bag b	cup c 
2. 	dog d	family f 
3. 	gate g	lemon l 
4. 	mop m	door d 
5. 	bin b	rubber r 
6. 	van v	cold c 

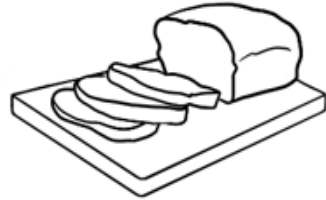


<p>7.</p>  <p>bed b</p>	<p>hat h</p> 
<p>8.</p>  <p>cat c</p>	<p>red r</p> 
<p>9.</p>  <p>run r</p>	<p>fan f</p> 
<p>10.</p>  <p>no n</p>	<p>sun s</p> 
<p>11.</p>  <p>yam y</p>	<p>window w</p> 
<p>12.</p>  <p>zip z</p>	<p>man m</p> 

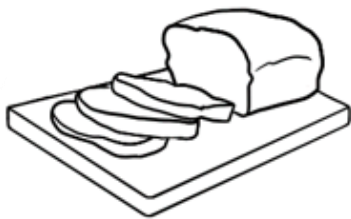
7 Consonant blends



b r → br



br	br	br	br	br
br				



bread

brush

broom

__ead

__ush

__oom

__ead

__ush

__oom

__ead

__ush


__oom

1.




c

l





cl



cl	cl	cl	cl	cl
cl				

2



clock

clap

close

__ock

__ap

__ose

__ock

__ap

__ose

__ock

__ap


__ose



1. brush



clock



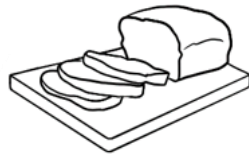
2. broom



clap



3. bread



close



4. broom



clock



5. bread



clap



1.



f

r

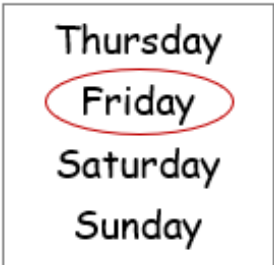


fr



fr	fr	fr	fr	fr
fr				

2.



fruit

friend

Friday

__uit

__iend

__iday

__uit

__iend

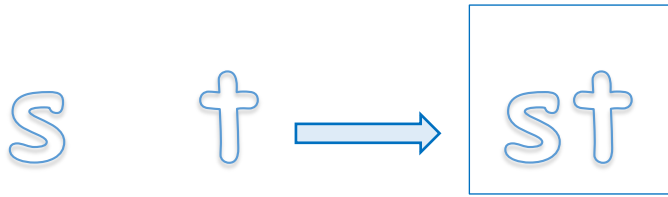

__iday

__uit

__iend

__iday

1.



st	st	st	st	st
st				

2.

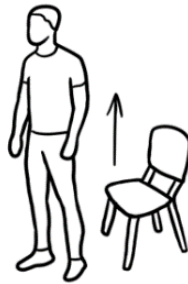


stop

__op

__op

__op



stand

__and

__ and

__ and



study

__udy


__udy

__udy

1.

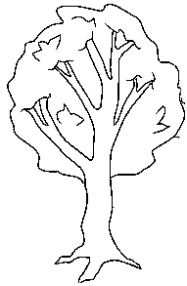


t r → tr



tr	tr	tr	tr	tr
tr				

2.



tree

__ ee

__ ee

__ ee




train

__ ain

__ ain

__ ain



truck

__ uck

__ uck

__ uck




1. friend



stand



2. train




fruit



3. stop



truck




4. friend



study



5. tree



Friday





br

cl

fr

st

tr

clock

-- ock



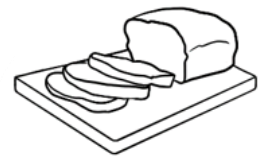
tree

-- ee



bread

-- ead



fruit

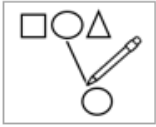
-- uit



stand

-- and





br

cl

fr

st

tr

stop

--op



brush

--ush



train

--ain



friend

--iend




clap

--ap






8 Two consonants make one sound.



ch	ch	ch	ch	ch
ch				



		
chips	chicken	chair
__ips	__icken	__air
__ips	__icken	__air
__ips	__icken	__air


1.



sh

sh

sh



sh	sh	sh	sh	sh
sh				

2.



		
shop	shoe	fish
__op	__oe	fi__
__op	__oe	fi__
__op	__oe	fi__

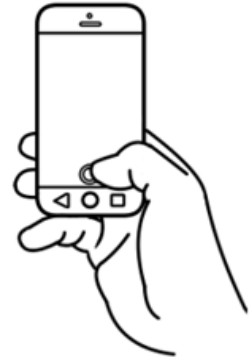
1.



ph

ph

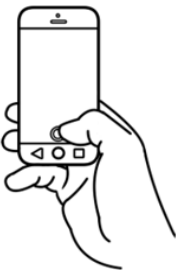

ph



ph	ph	ph	ph	ph
ph				

2.



	
phone	photo
__one	__oto
__one	__oto
__one	__oto



1. shop



chicken



2. chips



phone



3. fish



chair



4. shoe



chicken



5. photo



shop



1.



th

th

th

3

th	th	th	th	th
th				

2.



th	3	<div style="border: 1px solid black; padding: 5px; margin: 0 auto; width: fit-content;"> Monday Tuesday Wednesday Thursday Friday </div>
	three	Thursday
	__ree	__ursday
	__ree	__ursday
	__ree	__ursday


1.



ck

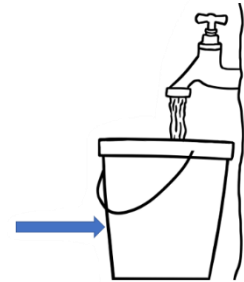

ck

ck



ck	ck	ck	ck	ck
ck				

2.



truck

clock

bucket

tru ___

clo ___

bu ___ et

tru ___

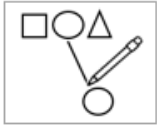
clo ___

bu ___ et

tru ___

clo ___

bu ___ et



sh

ch

ph

th

ck

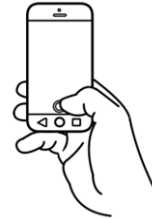
chips

--ips




phone

--one



shop

--op



clock

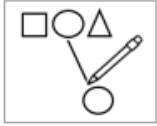
clo--



three

--ree

3



sh

ch

ph

th

ck

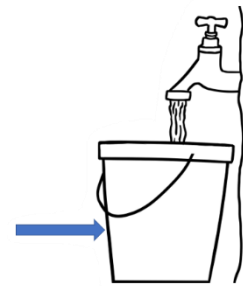
photo

__oto



bucket

bu__et



Thursday

__ursday



shoe

__oe



chair

__air

