


English Ready

22482VIC Course in Initial EAL

VU22578 Recognise letters of the alphabet and their sounds

Letter sounds



Name _____

Teacher _____

Class _____

Date _____

This book provides additional work on sounds to support the **Letter Names** book.

Design team: Vicki Hambling, Sue Paull, Frida Dean, Glenise Kleehammer and Mary Wallace

Illustrations: Madelena Scott

Acknowledgements: The design team would like to thank the AMEP service providers and practitioners who participated in the trial and gave valuable feedback. The team would also like to acknowledge the use of the EAL Framework which underpins the design of this book.

Copyright of the EAL Framework is reserved to the Crown in the right of the State of Victoria. © State of Victoria (Department of Education and Training) 2018.

This English Ready Resource is licensed under a Creative Commons Attribution-NoDerivs 3.0 Australia licence (More information is available [here](#)). You are free to use, copy and distribute to anyone in its original form as long as you attribute Department of Home Affairs as the author and you license any derivative work you make available under the same licence.

© Commonwealth of Australia 2023



With the exception of the Commonwealth Coat of Arms, the department's logo, any material protected by a trade mark and where otherwise noted all material presented in this document is provided under a Creative Commons Attribution 4.0 International (<https://creativecommons.org/licenses/by/4.0/>) licence.

The details of the relevant licence conditions are available on the Creative Commons website (accessible using the links provided) as is the full legal code for the CC BY 4.0 licence. (<https://creativecommons.org/licenses/by/4.0/legalcode>).

Use of all or part of this document must include the following attribution:

© Commonwealth of Australia 2023

As far as practicable, material for which the copyright is owned by a third party will be clearly labelled. The department has made all reasonable efforts to ensure that this material has been reproduced in this document with the full consent of the copyright owners.

Copyright requests and enquiries concerning usage not addressed by the CC BY 4.0 licence should be addressed to: comms@homeaffairs.gov.au at the Department of Home Affairs.

The terms of use for the Commonwealth Coat of Arms are available from the [It's an Honour](#) website.

Where a copyright owner, other than the Commonwealth, is identified with respect to this material, please contact that third party copyright owner directly to seek permission.



Table of contents

1	Instructions	2
2	The first sounds.....	3
3	Practise the first sounds.	9
4	Consonant sounds	22
5	Vowel sounds	36
6	Listen to the sounds.....	46
7	Consonant blends.....	48
8	Two consonants make one sound.....	57

1 Instructions



The arrow is a reminder to read from left to right.



1.



listen

2.



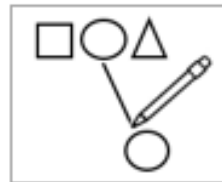
say

3.



copy

4.



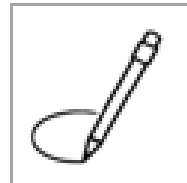
match

5.



colour

6.



circle

7.



trace

8.



tick

9.



point

10.




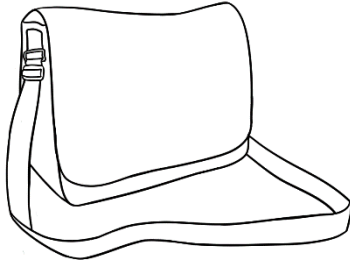


clap

2 The first sounds






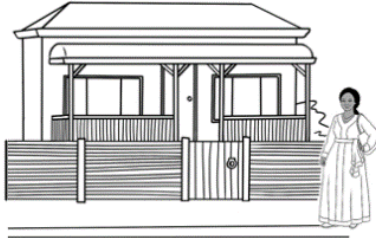
Audio - A female voice and then a male voice reads the sounds of all the letters in the pattern below. A time gap after each sound allows time for students to repeat. Encourage students to record the sounds on their phones.






The vowels are gold, consonants blue.

a	<p>apple</p> 	a
b	<p>bag</p> 	b
c	<p>cup</p> 	c
d	<p>door</p> 	d







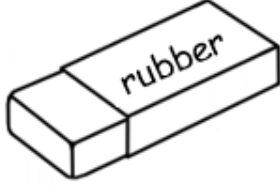




Introduce the sounds gradually and contextualise them as much as possible.

e	egg 	e
f	family 	f
g	glasses 	g
h	home 	h


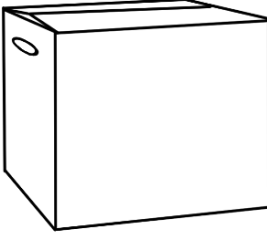

i	ink 	i
j	jacket 	j
k	kids 	k
l	lemon 	l
m	man 	m






n	no 	n
o	orange 	o
p	pencil 	p
q	queen 	q

r	rubber 	r
s	student 	s
t	teacher 	t
u	umbrella 	u
v	van 	v




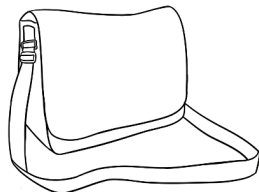

w	woman 	w
x	box 	x
y	yes 	y
z	zero 0	z

3 Practise the first sounds.

1.   

Pages 9 - 19


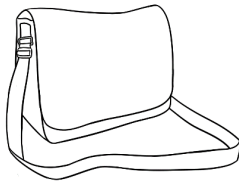

Say and repeat each sound, word and sound 3 times.
In the box, copy the first sound.

a		apple <input type="text"/>	a
b		bag <input type="text"/>	b
c		cup <input type="text"/>	c

2.  

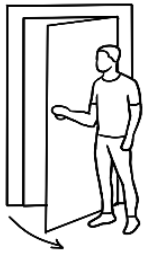



Pages 9 - 19

Say a sound and then the word.
Students circle the sound.


a  b  c 

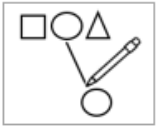
1.



d		door <input type="checkbox"/>	d
e		egg <input type="checkbox"/>	e
f		family <input type="checkbox"/>	f
g		glasses <input type="checkbox"/>	g

2.





a

b


c

d


e

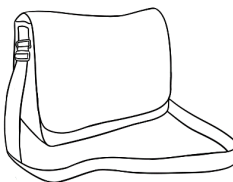
f

g

cup 

door 

apple 

bag 

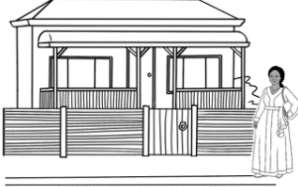



family 

glasses 


egg 

1.






h		home <input type="checkbox"/>	h
i		ink <input type="checkbox"/>	i
j		jacket <input type="checkbox"/>	j
k		kids <input type="checkbox"/>	k

2.




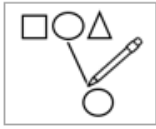
1.



l		lemon <input type="checkbox"/>	l
m		man <input type="checkbox"/>	m
n		no <input type="checkbox"/>	n

2.





h

i


j

k

l

m

n

jacket 

lemon 

home 

man 




ink 

no 


kids 

1.

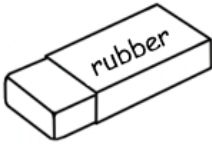




o		orange <input type="checkbox"/>	o
p		pencil <input type="checkbox"/>	p
q		queen <input type="checkbox"/>	q

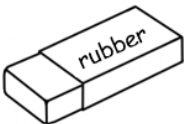


2.

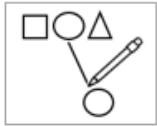


1.   

r		rubber <input data-bbox="858 528 951 624" type="checkbox"/>	r
s		student <input data-bbox="850 875 943 972" type="checkbox"/>	s
t		teacher <input data-bbox="855 1220 948 1317" type="checkbox"/>	t

2.  

r 	s 	t 
--	--	--

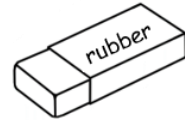


pencil



o

rubber




p

teacher



q

orange



r

queen



s




student



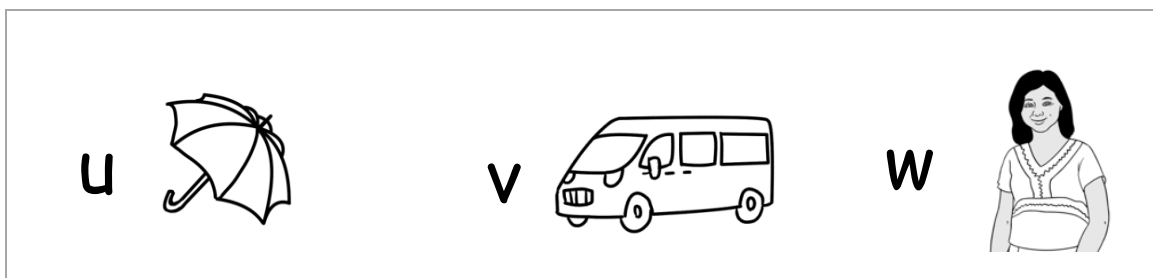
t

1.



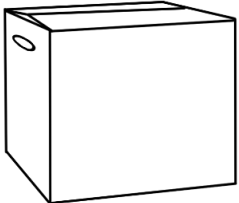

u		umbrella	u
v		van	v
w		woman	w

2.



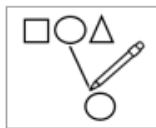
1.



x		box <input type="checkbox"/>	x
y		yes <input type="checkbox"/>	y
z	0	zero <input type="checkbox"/>	z

2.





woman



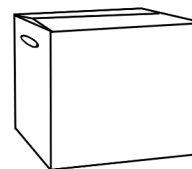
u

umbrella



v

box



w

zero



x

van



y

yes



z

Start

A game for 2 - 4 students, counters and dice for each group. Students take turns to throw the dice and say the word and the sound where they land.

 a	 m	 n	 o	Finish
 b	 l		 p	
 c	 k		 q	 y
 d	 j		 r	 x
 e	 i		 s	 w
 f	 g	 h	 t	 u
				 v

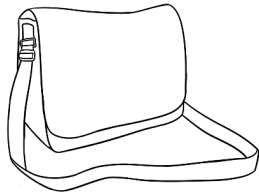
4 Consonant sounds



Pages 22, 24, 26, 28, 30, 32 & 34: Say the sound, each word and the sound again. Students repeat. On the board, compile a list of words students already know that begin with the same consonant sound. Copy the sound in the box.

Vowels are introduced in the next section.

1.



bag

b



bed

2.



cup

c




cat

3.



door

d






dog

4.



Pages 23, 25, 27, 29, 31, 33 & 35:

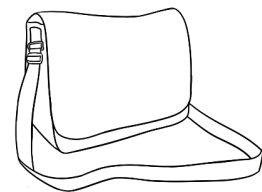
Students listen, repeat and copy the initial sound in the boxes, saying the sound and word as they copy.

 <p>bed</p> <p>__ed</p> <p>__ed</p> <p>__ed</p>	 <p>cat</p> <p>__at</p> <p>__at</p> <p>__at</p>	 <p>dog</p> <p>__og</p> <p>__og</p> <p>__og</p>
--	--	--

5.




Say a word and the sound; students repeat, and point to the picture and sound. Then match pictures and sounds.



b

c

d






1.

f



family



fan

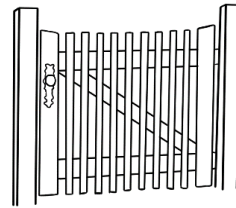


2.

g



glasses

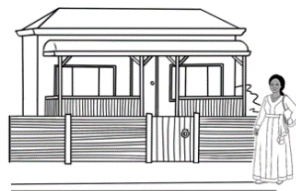


gate



3.

h



home


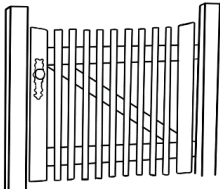



hat

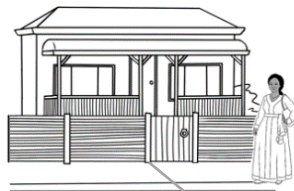
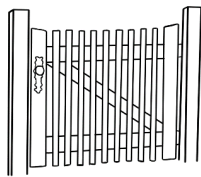


4.



 <p>fan</p> <p>__an</p> <p>__an</p> <p>__an</p>	 <p>gate</p> <p>__ate</p> <p>__ate</p> <p>__ate</p>	 <p>hat</p> <p>__at</p> <p>__at</p> <p>__at</p>
--	--	--


5.



f

g

h






1.

j



jacket



jug



2.

k



kids



key

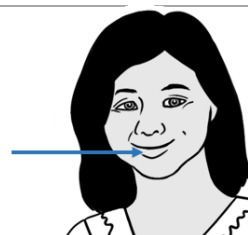


3.

l




lemon



lips



4.

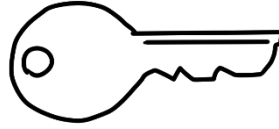


jug

__ug

__ug

__ug

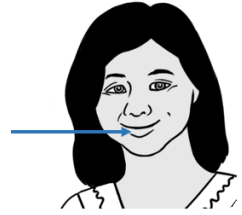


key

__ey

__ey

__ey



lips

__ips

__ips

__ips

5.



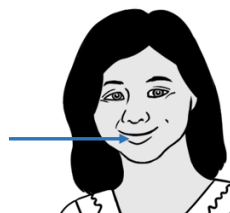
j



k



l





1.

m



man



mop

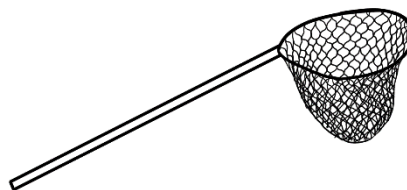


2.

n



no



net

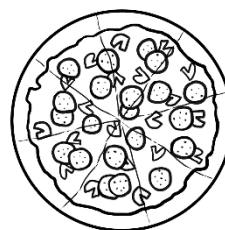


3.

p



pencil


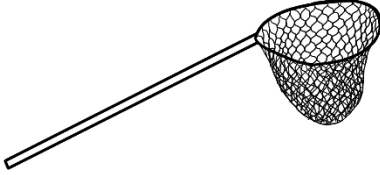



pizza

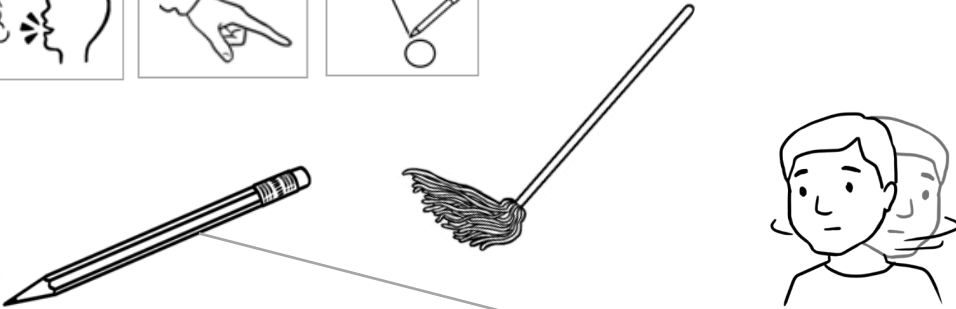


4.




 <p>mop</p> <p>__op</p> <p>__op</p> <p>__op</p>	 <p>net</p> <p>__et</p> <p>__et</p> <p>__et</p>	 <p>pizza</p> <p>__izza</p> <p>__izza</p> <p>__izza</p>
--	---	--

5.



m n p






1.

q



queen

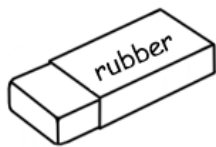


question



2.

r



rubber



run




3.

s



student






sun

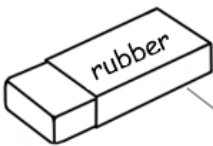




4.



 <p>question</p> <p>__uestion</p> <p>__uestion</p> <p>__uestion</p>	 <p>run</p> <p>__un</p> <p>__un</p> <p>__un</p>	 <p>sun</p> <p>__un</p> <p>__un</p> <p>__un</p>
--	--	--

5.

q

r


s





1.

t



teacher



time



2.

v



van



a e i o u

vowels




3.

w



woman



window



4.



time

__ime

__ime

__ime




van

__an

__an

__an




window

__indow

__indow

__indow


5.



t

v

w

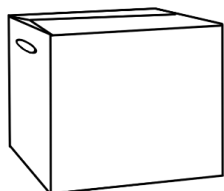


a e i o u



1.

x



box



fox



2.

y



yes



yam

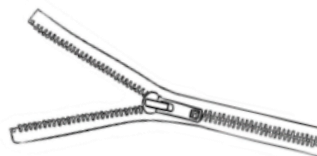


3.

z

0

zero



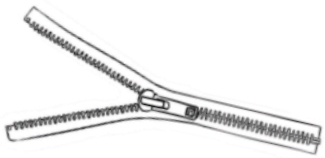


zip



4.

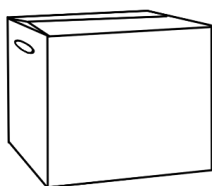


 fox fo__ fo__ fo__	 yam __am __am __am	 zip __ip __ip __ip
--	---	--

5.



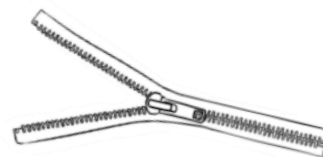
O



x

y

z



5 Vowel sounds



apple a


Pages 36, 38, 40, 42 & 44:
Say the word, sound the letters,
say the word.



hat

h	a	t
---	---	---


hat



cat

c	a	t
---	---	---

cat



fan

f	a	n
---	---	---

fan



man

m	a	n
---	---	---

man





hat

h_t

cat

c_t



fan


f_n

man

m_n




1.



hat



cat



fan



man

2.




hat

h u a p t



cat

e c a d t



fan

l r f a n



man

m a w o n



egg  e

Colour the shapes red.



bed

b	e	d
---	---	---

bed



red

r	e	d
---	---	---

red



pen

p	e	n
---	---	---

pen


10

ten

t	e	n
---	---	---

ten

2.



bed

b _ d

red

r _ d



pen

p _ n

ten

t _ n

10

1.



bed



red



pen

10 ten

2.



bed

l b e r d



red

r e a d b



pen

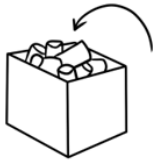
l p o e n

10

ten

m t e a n

1.



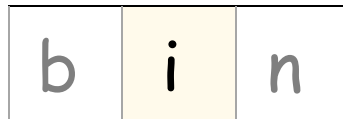
in



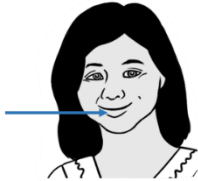
in



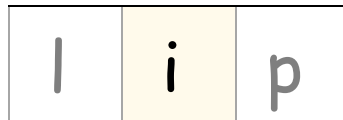
bin




bin



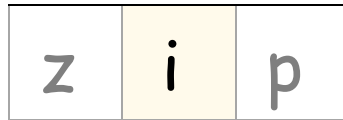
lip



lip

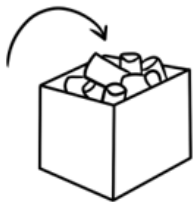


zip



zip

2.

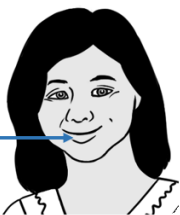


in

_n

bin

b_n



lip

l_p

zip

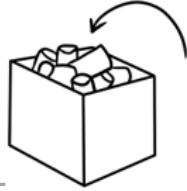
z_p



1.



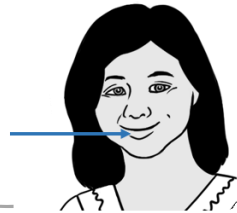
in



bin



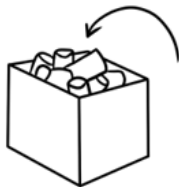
lip



zip



2.



in

l

i

a

k

n



bin

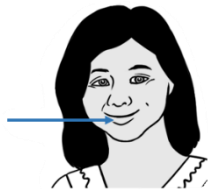
b

c

i

n

d



lip

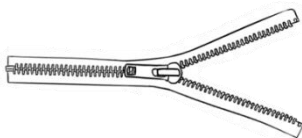
p

f

l

i

p



zip

z

i

w

p

n

1.



orange



o

Colour all stop signs red.



old

o l d

old



cold

c o l d

cold



mop

m o p

mop



stop

s t o p

stop

1.



old

_ld

cold

c_ld



mop

m_p

stop

st_p



1.



o l d



c o l d



m o p



s t o p



2.



o l d

a

o

l

p

d



c o l d

c

m

o

l

d



m o p

l

m

o

a

p



s t o p

s

t

w

o

p

1.



umbrella




u



up

u	p
---	---

up



cup

c	u	p
---	---	---

cup



run

r	u	n
---	---	---

run



sun

s	u	n
---	---	---

sun

2.




up

_p

cup

c_p



run

r_n

sun

s_n



1.



up



cup



run



sun



2.



up

a

u

v

p

c



cup

c

i

u

d

p



run

s

r

b

u

n



sun

s

u

m

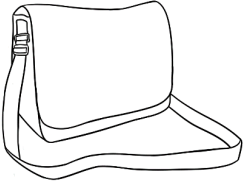



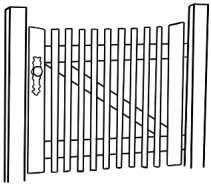







o

n













6 Listen to the sounds.



1. Listen, point to and repeat every word and sound about 3 times.
e.g. #1 bag b, bag b, bag b / cup c, cup c, cup c
2. Students listen and circle the sound you read.

1. 	bag b	cup c	
2. 	dog d	family f	
3. 	gate g	lemon l	
4. 	mop m	door d	
5. 	bin b	rubber r	
6. 	van v	cold c	



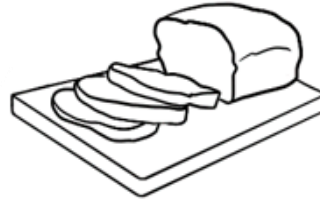
7.		bed b	hat h	
8.		cat c	red r	
9.		run r	fan f	
10.		no n	sun s	
11.		yam y	window w	
12.		zip z	man m	

7 Consonant blends

1.   

Sound the consonants separately, then together. Finally say the word. Pages 48, 49, 51, 52, 53 - Fill in the initial consonants with colour to aid memory. Copy the consonants.

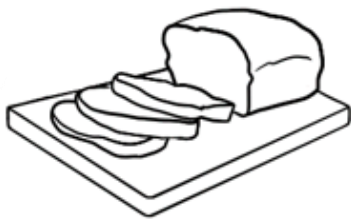
b r → br



br	br	br	br	br
br				

2.  

Listen and repeat the words. Say the sounds while copying.



bread

__ead

__ead

__ead



brush

__ush

__ush

__ush




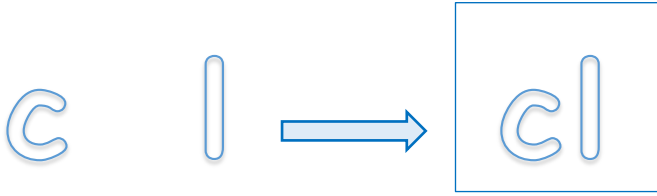
broom

__oom

__oom



__oom

1.



cl	cl	cl	cl	cl
cl				

2



clock

clap

close

__ock

__ap

__ose

__ock

__ap

__ose

__ock

__ap

__ose




The teacher says one word on each line. e.g. clock
The students circle the word.



1. brush



clock



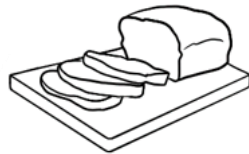
2. broom



clap



3. bread




close



4. broom



clock



5. bread



clap



1.



f r → fr



fr	fr	fr	fr	fr
fr				

2.



fruit

friend

Friday

__uit

__iend

__iday

__uit

__iend

__iday

__uit

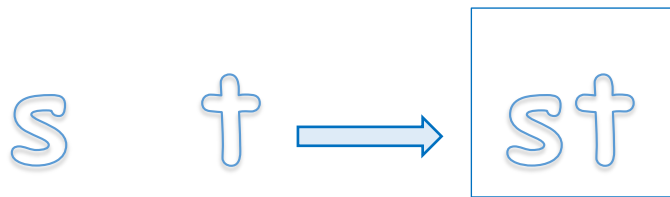
__iend

__iday

1.




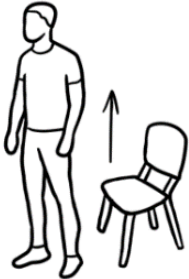

Colour the stop signs red.




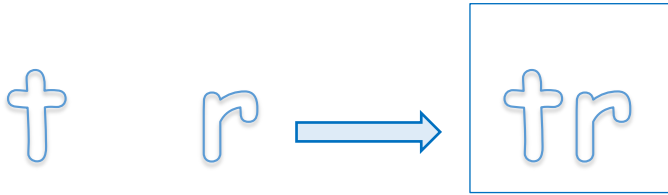

st	st	st	st	st
st				

2.



		
stop	stand	study
__op	__and	__udy
__op	__ and	__udy
__op	__ and	__udy




1.



tr	tr	tr	tr	tr
tr				

2.



		
tree	train	truck
__ ee	__ ain	__ uck
__ ee	__ ain	__ uck
__ ee	__ ain	__ uck



The teacher says one word on each line. e.g. friend
The students circle the word.




1. friend



stand



2. train




fruit



3. stop



truck




4. friend



study



5. tree



Friday





br

cl

fr

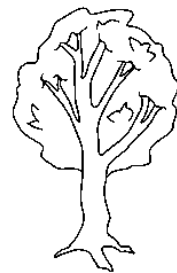
st

tr

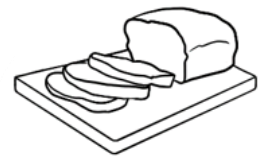
clock
__ ock



tree
__ ee



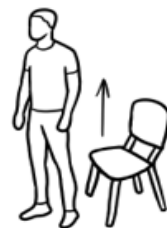
bread
__ ead

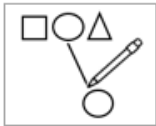


fruit
__ uit



stand
__ and





br

cl

fr

st

tr

s t o p

-- o p




b r u s h

-- u s h



t r a i n

-- a i n



f r i e n d

-- i e n d



c l a p

-- a p



8 Two consonants make one sound.

Pages 57, 58, 59, 61 & 62:

1.



Make the double consonant sound three times. Finally say the word. Fill in the two consonants with colour to aid memory. Copy the consonants.

ch

ch

ch



ch	ch	ch	ch	ch
ch				

2.



Listen and repeat the words. Say the sounds while copying.



chips

chicken

chair

__ips

__icken

__air

__ips

__icken

__air

__ips

__icken

__air


1.



sh

sh

sh



sh	sh	sh	sh	sh
sh				

2.



		
shop	shoe	fish
__op	__oe	fi__
__op	__oe	fi__
__op	__oe	fi__

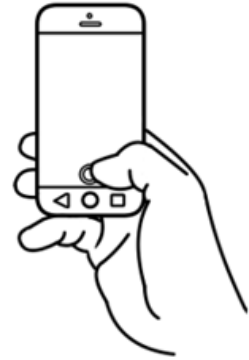
1.



ph

ph

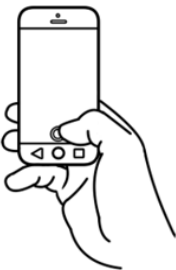

ph



ph	ph	ph	ph	ph
ph				

2.



	
phone	photo
__one	__oto
__one	__oto
__one	__oto



The teacher says one word on each line. e.g. chicken
The students circle the initial consonants in that word.



1. shop



chicken



2. chips



phone



3. fish



chair



4. shoe



chicken



5. photo






shop



1.



See the Teacher Resources for notes about the pronunciation of the voiced and unvoiced *th*. The *th* in *thirty* and *Thursday* is unvoiced. Additional words are *thirteen*, *thirty* and *thanks*.



3


th	th	th	th	th
th				

2.



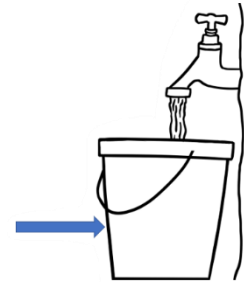

th	3	<div style="border: 1px solid black; padding: 5px; width: fit-content; margin: 0 auto;"> Monday Tuesday Wednesday Thursday Friday </div>
	three	Thursday
	__ree	__ursday
	__ree	__ursday
	__ree	__ursday

1.



ck	ck	ck	ck	ck
ck				

2.



truck

clock

bucket

tru ___

clo ___

bu ___ et

tru ___

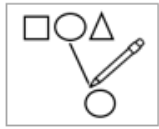
clo ___

bu ___ et

tru ___

clo ___

bu ___ et



sh

ch

ph

th

ck

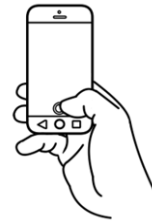
chips

--ips




phone

--one



shop

--op



clock

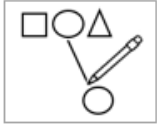
clo--



three

--ree

3



sh

ch

ph

th

ck

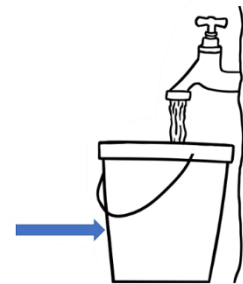
photo

__oto



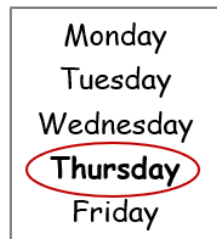
bucket

bu__et



Thursday

__ursday



shoe

__oe



chair

__air

