

English Ready

Course in EAL

VU22353 Recognise, give and follow simple and familiar directions

Student Workbook



Student _____

Teacher _____

Class _____

Date _____

Design team: Vicki Hambling, Sue Paull, Frida Dean, Janice Langley, Dhammika Fernando, Glenise Kleehammer and Mary Wallace

Illustrations: Madelena Scott

Acknowledgements: The design team would like to thank the AMEP service providers and practitioners who participated in the trial and gave valuable feedback. The team would also like to acknowledge the use of the EAL Framework which underpins the design of this book.

Copyright of the EAL Framework is reserved to the Crown in the right of the State of Victoria. © State of Victoria (Department of Education and Training) 2018.

This English Ready Resource is licensed under a Creative Commons Attribution-NoDerivs 3.0 Australia licence (More information is available [here](#)). You are free to use, copy and distribute to anyone in its original form as long as you attribute Department of Home Affairs as the author and you license any derivative work you make available under the same licence.

© Commonwealth of Australia 2023



With the exception of the Commonwealth Coat of Arms, the department's logo, any material protected by a trade mark and where otherwise noted all material presented in this document is provided under a Creative Commons Attribution 4.0 International (<https://creativecommons.org/licenses/by/4.0/>) licence.

The details of the relevant licence conditions are available on the Creative Commons website (accessible using the links provided) as is the full legal code for the CC BY 4.0 licence (<https://creativecommons.org/licenses/by/4.0/legalcode>).

Use of all or part of this document must include the following attribution:

© Commonwealth of Australia 2023


As far as practicable, material for which the copyright is owned by a third party will be clearly labelled. The department has made all reasonable efforts to ensure that this material has been reproduced in this document with the full consent of the copyright owners.

Copyright requests and enquiries concerning usage not addressed by the CC BY 4.0 licence should be addressed to:

comms@homeaffairs.gov.au at the Department of Home Affairs.

The terms of use for the Commonwealth Coat of Arms are available from the [It's an Honour](#) website.

Where a copyright owner, other than the Commonwealth, is identified with respect to this material, please contact that third party copyright owner directly to seek permission.



This workbook is designed to be used with the support of a teacher.

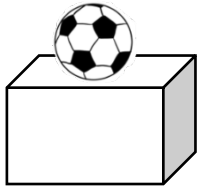
Table of Contents

1. Where's the ball?	4
2. Where's my phone?	6
3. Where is it?	8
4. Where is it in the cupboard?	9
5. Where is it in the supermarket?	13
6. Where's my classroom?	16
7. Where's the number?	17
8. Where's the cafe?	18
9. Where are you?	22
10. Where are the maps on my phone?	24

1. Where's the ball?

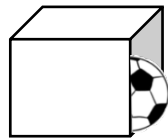
 **Listen and repeat.** 

 **Copy.**

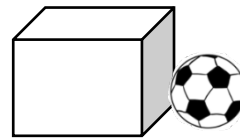


on the box

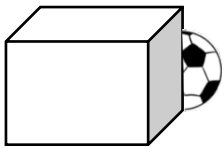
on the box



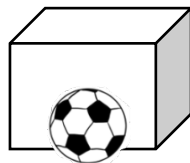
in the box



next to the box



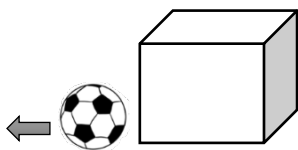
behind the box



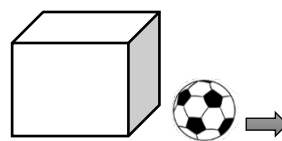
in front of the box



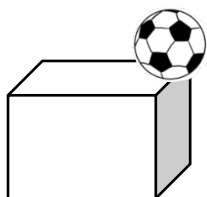
between the boxes



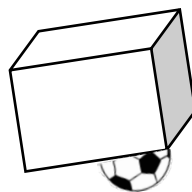
on the left of the box



on the right of the box



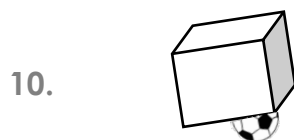
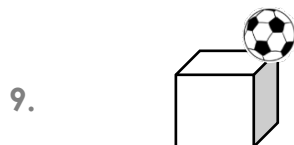
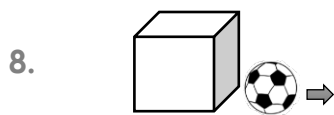
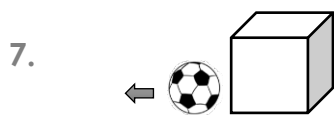
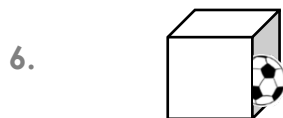
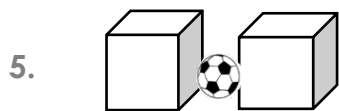
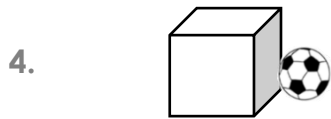
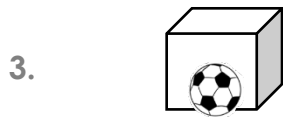
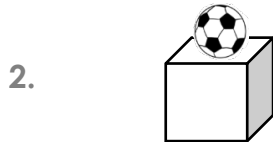
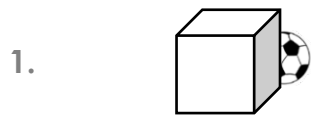
on the corner of the box



under the box



Match.



in front of the box
next to the box
behind the box
on the box
on the left of the box
under the box
on the corner of the box
in the box
on the right of the box
between the boxes

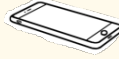
2. Where's my phone?



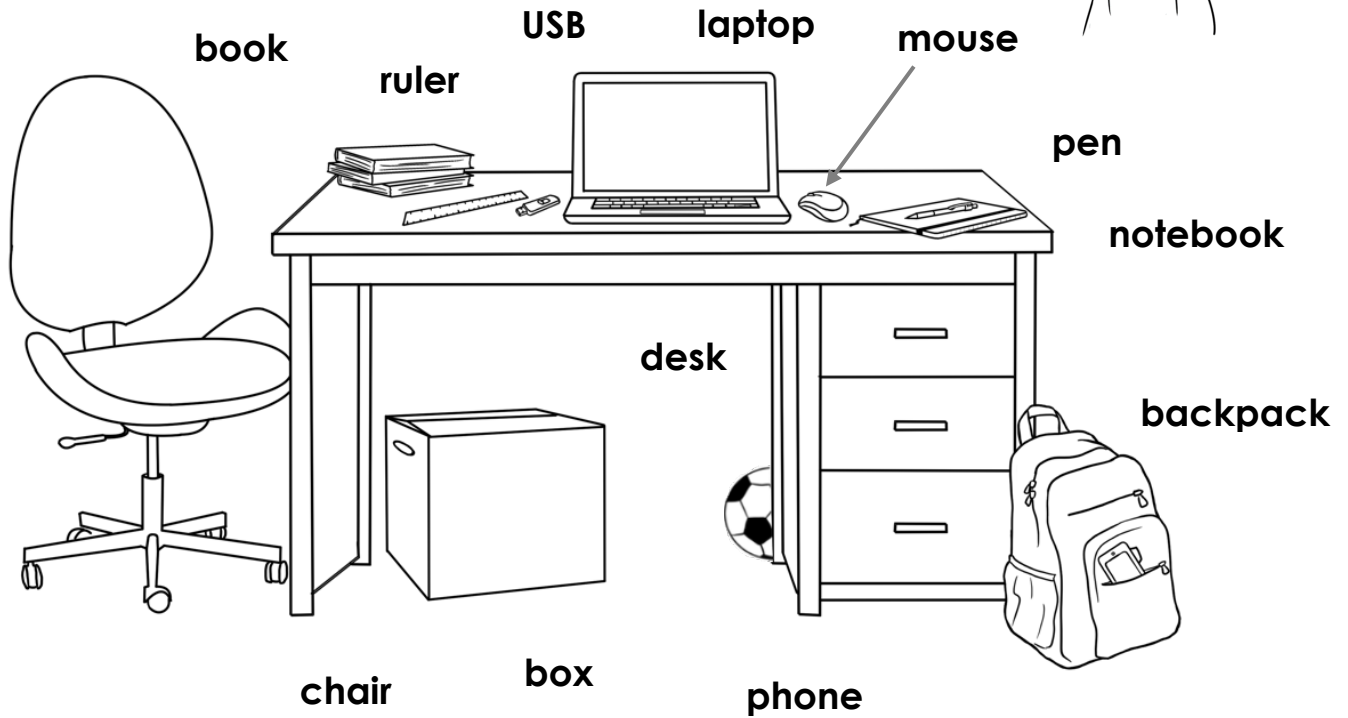
Listen and repeat.



Where's my phone?



Match.



Copy.

chair	desk	books	ruler
<u>chair</u>	_____	_____	_____
USB	laptop	mouse	notebook
_____	_____	_____	_____
pen	box	backpack	phone
_____	_____	_____	_____

 **Write.**


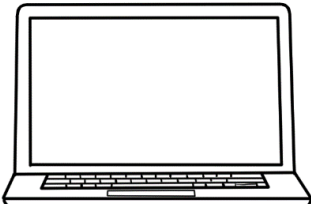

on	between	in	behind	in front of
on	between	under	next to ✓	on the corner of

1. The chair is next to the desk.
2. The laptop is _____ the desk.
3. The mouse is _____ the laptop and the notebook.
4. The pen is _____ the notebook.
5. The backpack is _____ the desk.
6. The USB is _____ the ruler and the laptop.
7. The box is _____ the desk.
8. The books are _____ the desk.
9. The ball is _____ the desk.
10. The phone is _____ the backpack.

 **Read.** 



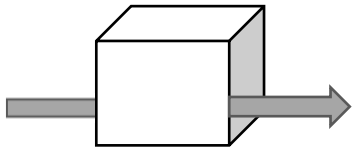
What's **on** the desk?
 What's **on the left** and **on the right** of the laptop?

 on the left		 on the right
the books		

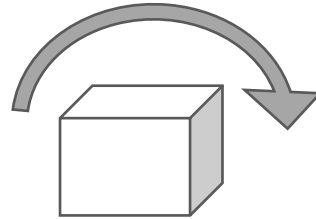
3. Where is it?

 **Listen and repeat.** 


 **Copy.**



through the box




over the box



opposite




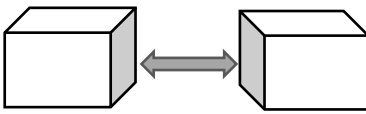
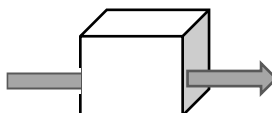


up



down

 **Read.** 

 **Match.**


	opposite
	over the box
	up
	down
	through the box

4. Where is it in the cupboard?

The food in the cupboard

 Listen and **point**. 

 Copy.




biscuits

biscuits



milk



potatoes



flour



coffee



noodles



rice



Weet-Bix



sugar



eggs



oranges

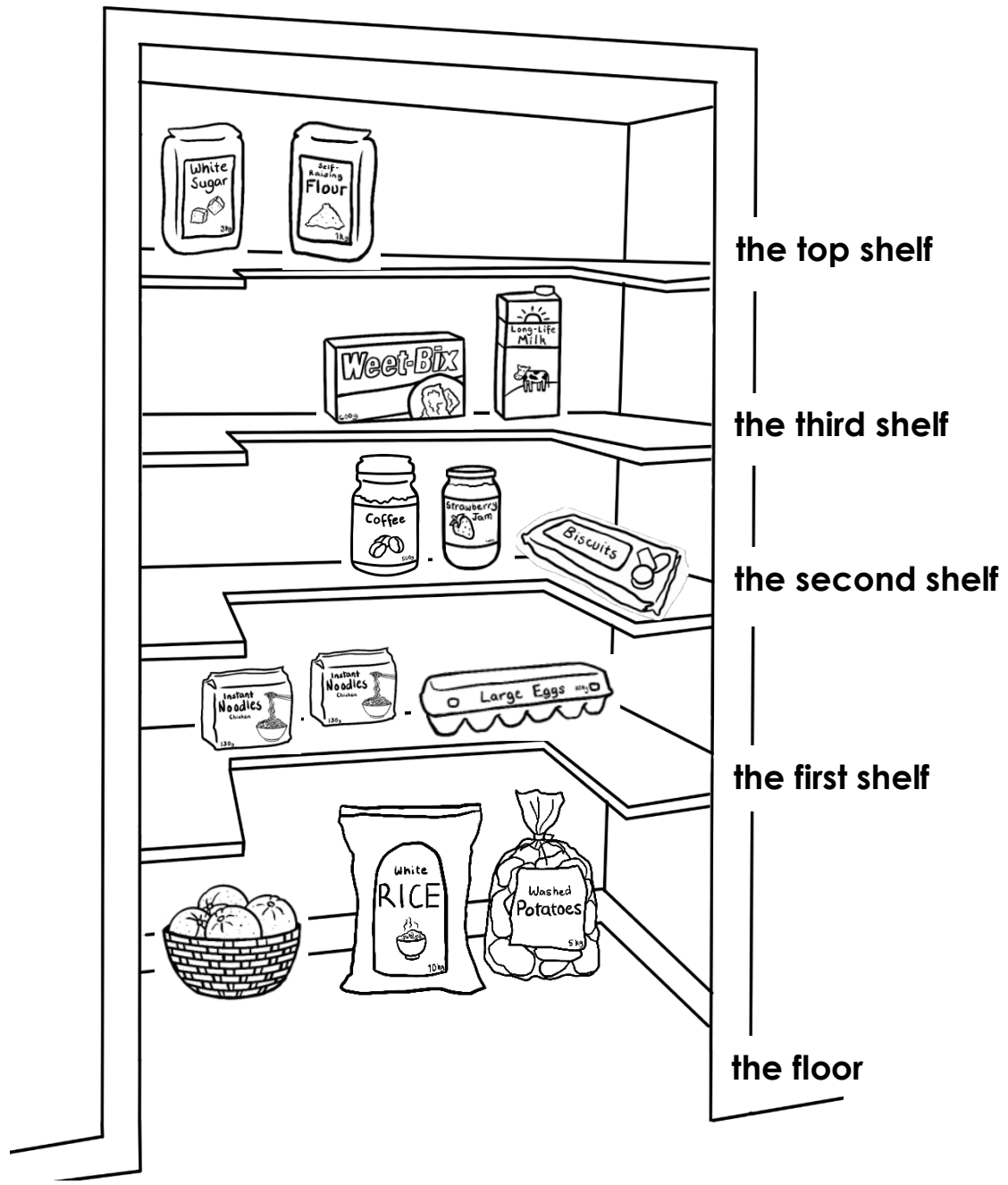




jam

Anika's cupboard

 Listen and repeat. 

Where's the milk?
Where are the eggs?



 **Look** in the cupboard.

 **Write.**

1. Where's the milk? It's **on** *the third shelf*.
2. Where's the sugar? It's **on** _____.
3. Where's the rice? It's **on** _____.
4. Where's the coffee? It's **on** _____.
5. Where are the eggs? They are **on** _____.
6. Where are the oranges? They are **on** _____.

 **Read.**

✓ Tick yes or no.	Yes	No
1. The jam is on the second shelf.	✓	
2. The jam is between the coffee and the biscuits.		
3. The Weet-Bix is on the top shelf.		
4. The milk is next to the Weet-Bix.		
5. The noodles are on the third shelf.		
6. The potatoes are on the floor.		

 **Work** with a partner.




Ask your partner

Where's the milk?

It's **on** the third shelf **next to** the Weet-Bix.



Sahra's cupboard



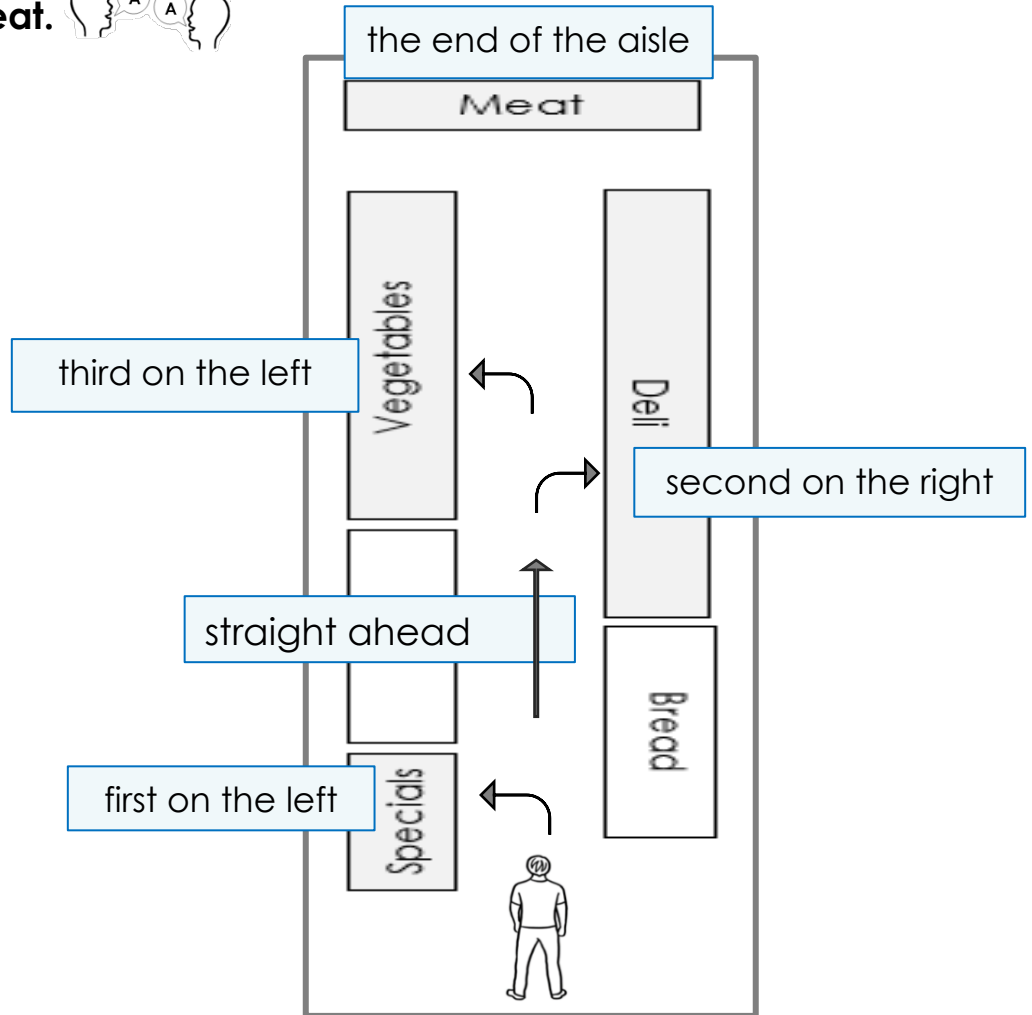
1 Listen.

✓ Tick yes or no.	Yes	No
1. The milk is on the top shelf.	✓	
2. The eggs are on the first shelf.		
3. The oranges are on the first shelf.		
4. The coffee is next to the oranges.		
5. The jam is between the noodles and the biscuits.		
6. The rice is behind the potatoes.		
7. The sugar is on the third shelf.		
8. The noodles are on the top shelf.		

5. Where is it in the supermarket?



Listen and repeat.



Write.

vegetables	meat	deli	specials ✓
------------	------	------	------------

- The specials are **first on the left**.
- The _____ is **second on the right**.
- The _____ are **third on the left**.
- The _____ is **straight ahead**.

It's at the **end of the aisle**.



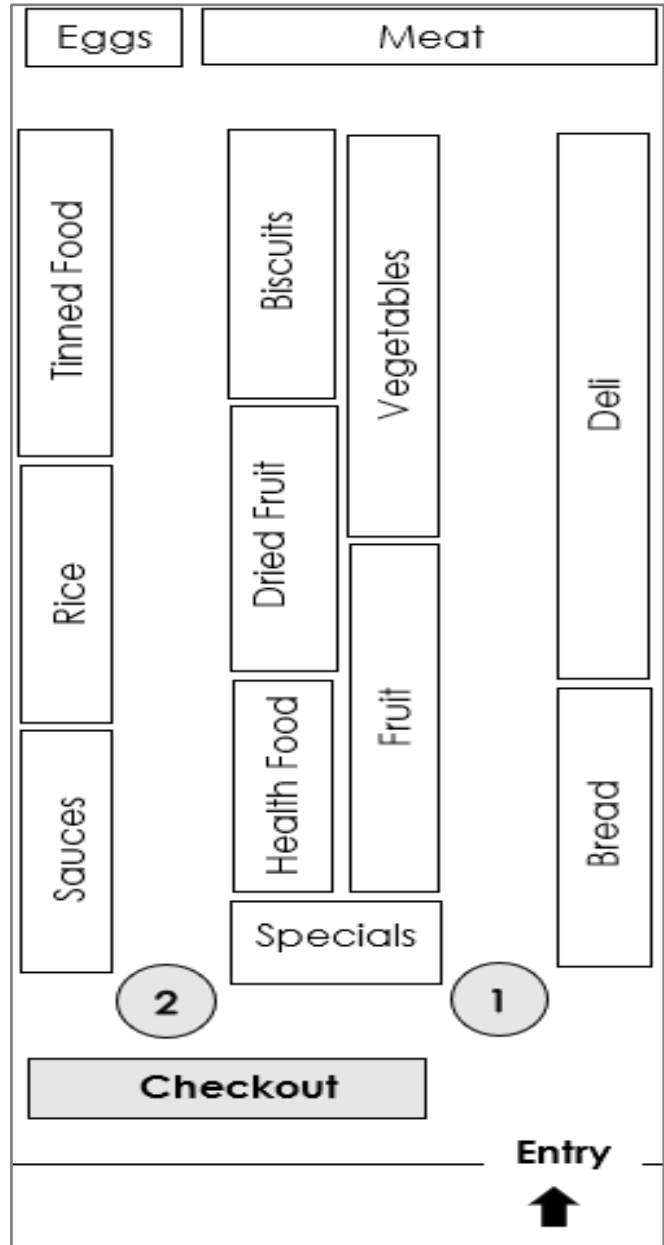
Read.

1. In the supermarket

Excuse me.
Where's the bread?



The bread's in **aisle 1**.
It's the **first on the right**.



2 Listen.

Circle the food and the aisle.

- | | | | | | | | |
|----|----------|------|-------|------|------|---------|---------|
| 1. | biscuits | meat | fruit | eggs | rice | aisle 1 | aisle 2 |
| 2. | biscuits | meat | fruit | eggs | rice | aisle 1 | aisle 2 |
| 3. | biscuits | meat | fruit | eggs | rice | aisle 1 | aisle 2 |
| 4. | biscuits | meat | fruit | eggs | rice | aisle 1 | aisle 2 |

2. In the supermarket



Work with a partner.



Excuse me.
Where's the **cereal**?

It's in **aisle 3** next to the flour and sugar.



Ask four questions.

Student A questions

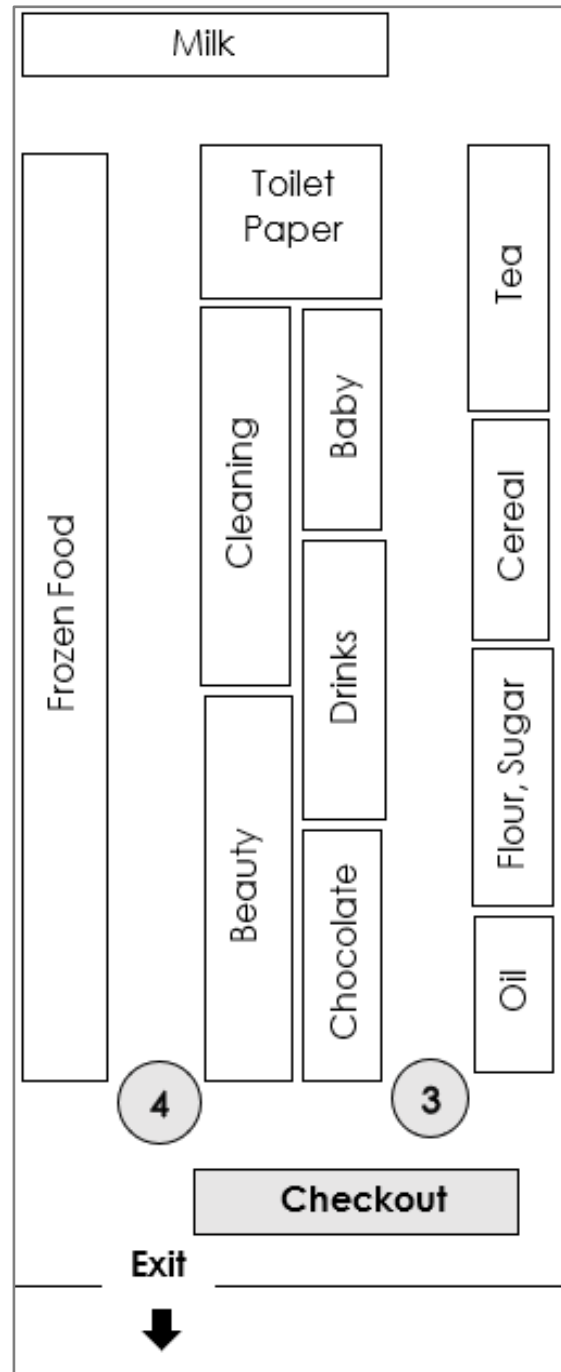
1. Excuse me, where's the sugar?
2. Excuse me, where are the drinks?
3. Excuse me, where's the tea?
4. Excuse me, where's the toilet paper?

Student B questions

1. Excuse me, where's the oil?
2. Excuse me, where's the milk?
3. Excuse me, where's the baby food?
4. Excuse me, where's the frozen food?

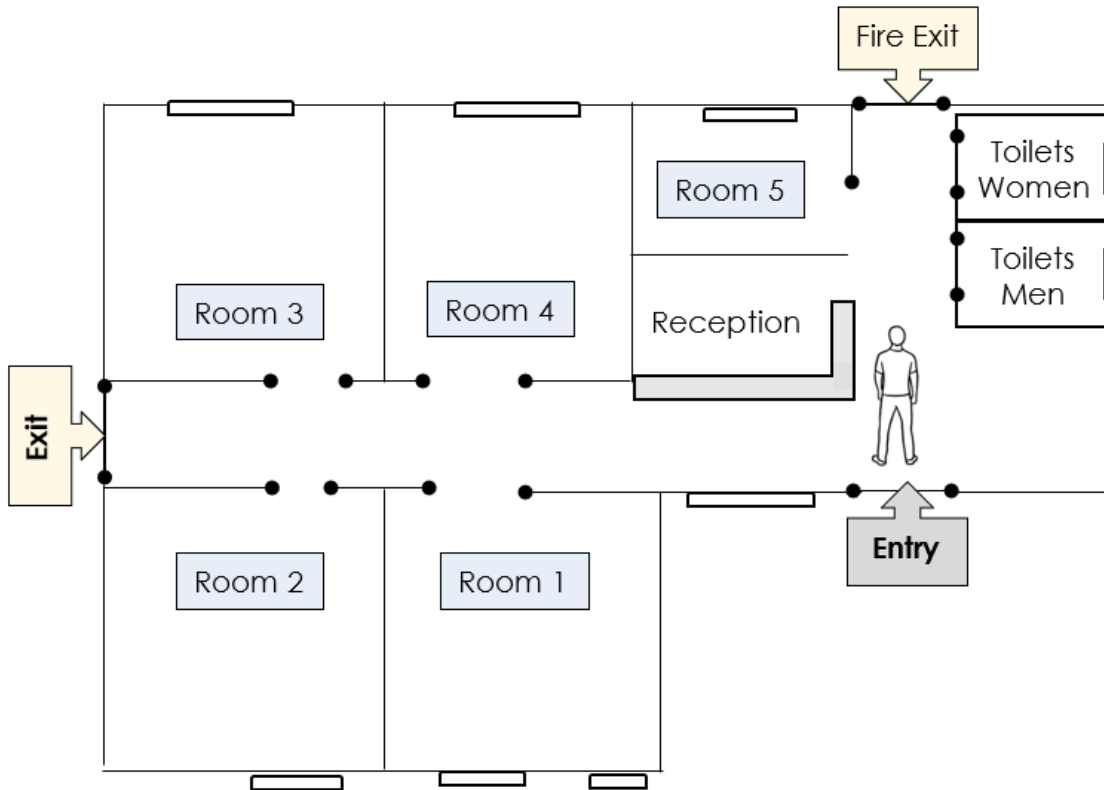


Listen to your partner.



6. Where's my classroom?

The community centre floor plan



 **3 Listen.**

 **Circle** the room.

1. Room 1 Room 2 Room 3 Room 4
2. Room 2 Room 3 Room 4 Room 5
3. Room 1 Room 2 Room 3 Room 4
4. Room 2 Room 3 Room 4 Room 5

7. Where's the number?



Listen and **repeat**.



first	second	third	last
on the left	on the right	next to	between

5	4	1	8	6	9	7	0	2	3
----------	----------	----------	----------	----------	----------	----------	----------	----------	----------



Read the numbers aloud. 



Write.

- The **first** number is 5.
- The **second** number is _____.
- The **third** number is _____.
- The number **on the left** of **6** is _____.
- The number **on the right** of **6** is _____.
- The numbers **next to 0** are _____ and _____.
- The numbers **between 5** and **8** are _____, _____ and _____.
- The **last** number is _____.



Work with a partner.



What's the number on the right of _____?

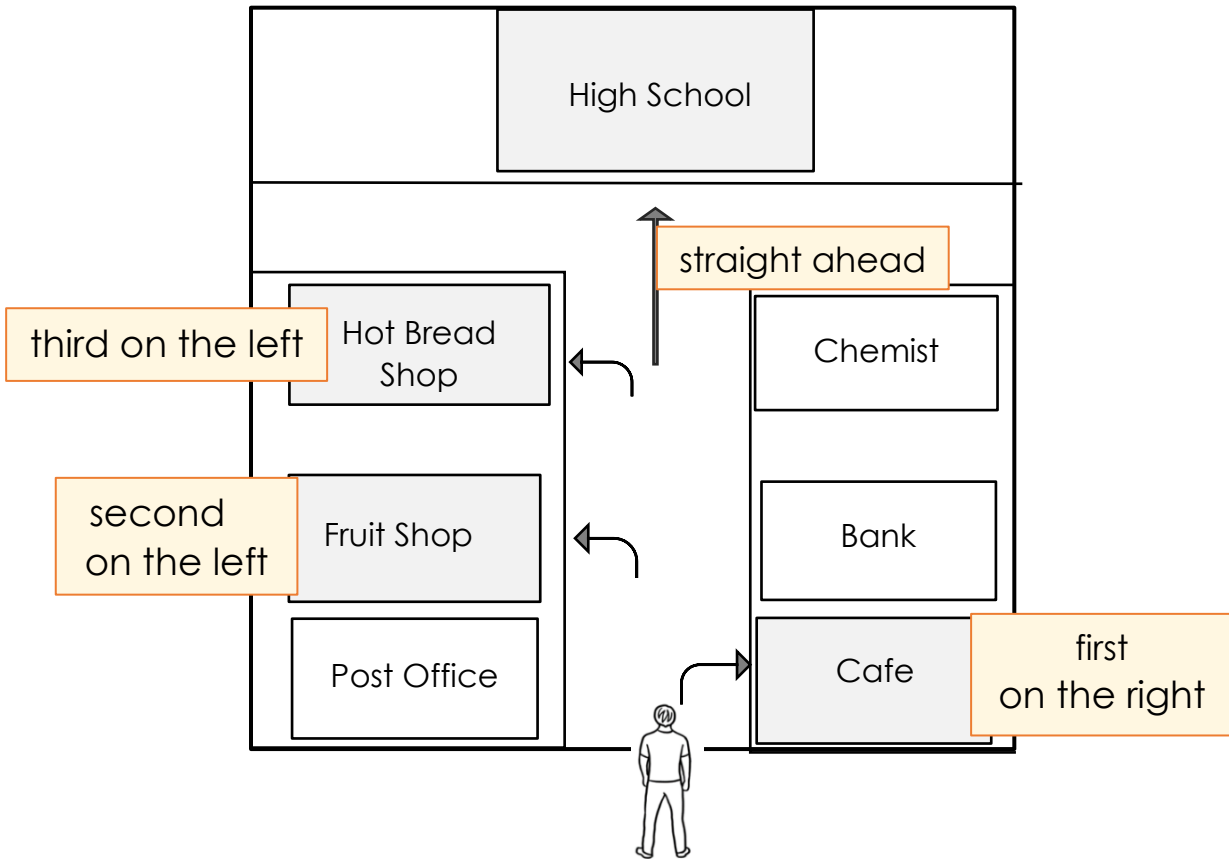
What's the number on the left of _____?

What numbers are next to _____?

What's the number between _____ and _____?

8. Where's the cafe?

 **Listen and repeat.** 



Stop at the shop **second on the left**.
Where are you?

I'm at the Fruit Shop.



 **Write** two directions.

1. Stop at the shop _____.
Where are you?
2. Stop at the shop _____.
Where are you?



third on the left
third on the right
second on the left
second on the right
first on the left
first on the right









Give the directions to your partner.







Map symbols

 **Listen and repeat.** 

 toilets	 parking	 swimming pool
 supermarket	 tree	 park
 bus stop	 hospital	 medical centre
 post office	 cafe	 petrol station

 **Write.**

 cafe	
	
	
	
	
	

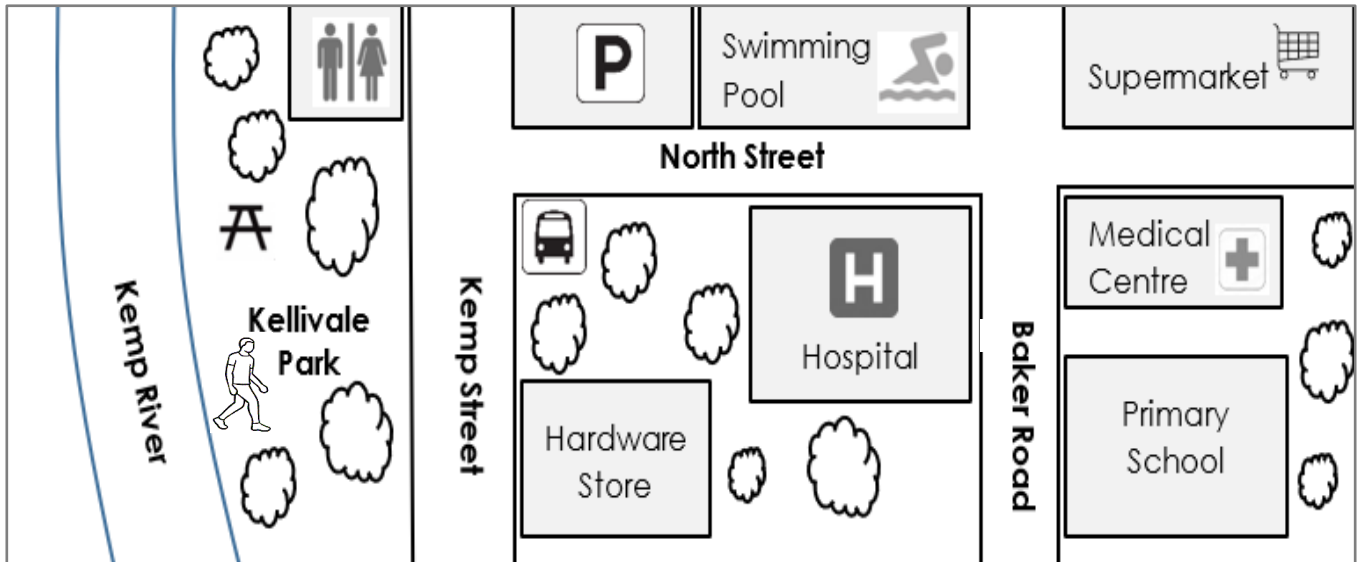
 **Work with a partner.** 

Point to a symbol.

 **Ask** What is this?

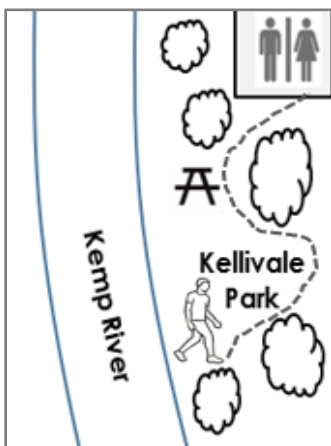


Listen.



Circle.

- | | | |
|-------------------|----------------|----------------|
| 1. Supermarket | Hardware Store | Cafe |
| 2. Primary School | Medical Centre | Parking |
| 3. Toilets | Hospital | Swimming Pool |
| 4. Hardware Store | Swimming pool | Kellivale Park |
| 5. Hardware store | Primary school | Parking |



Copy.

The man is **in** the park.

_____.

The park is **next to** the river.

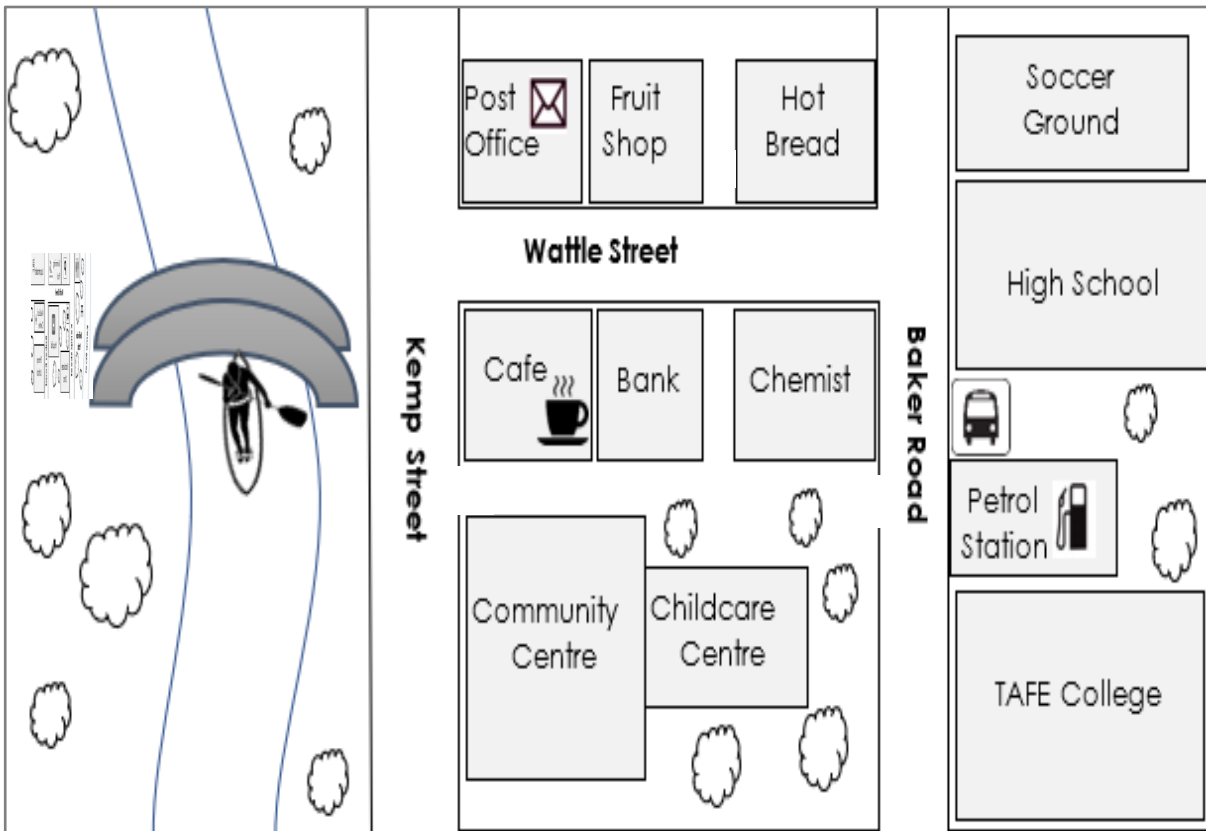
_____.

The man walks **through** the park to the toilets.

_____.

_____.

 **5 Listen.**



 **Circle.**

- | | | |
|---------------------|------------------|-------------|
| 1. Chemist | Hot bread | Café |
| 2. Petrol Station | Bank | Fruit Shop |
| 3. Fruit Shop | Post Office | Chemist |
| 4. TAFE College | Community Centre | High School |
| 5. Childcare Centre | Soccer Ground | Fruit Shop |
| 6. Soccer ground | Petrol Station | High School |

9. Where are you?





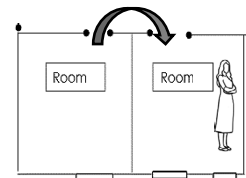

Listen and repeat.



Match.



1. I'm **in** the garden.
2. I'm **in** the toilets.
3. I'm **in the next** room.
4. I'm **in the next** building.
5. I'm **next to** the window.
6. I'm **next to** the light switch.
7. I'm **next to** the door.
8. I'm **in the front** of the room.



Read.





Write.

in✓	behind	behind	next to
in front of	in front of	on	


1. I'm in the car.



2. I'm _____ the car.



3. I'm _____ the cupboard.



4. I'm _____ the whiteboard.



5. I'm _____ the desk.



6. I'm _____ the desk.



7. I'm _____ the chair.



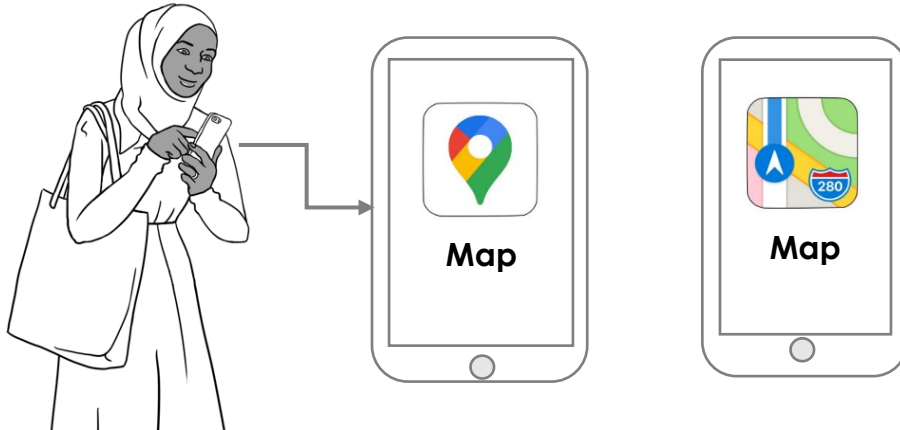
Read.




10. Where are the maps on my phone?

 Listen.

Phone maps




1. Sahra is in her English class.
2. She clicks **Google maps**  on her phone.
3. She types her address in the box.

 210 West Street, Kellivale

4. She clicks **Directions**
5. There is a blue line from her school to home.
6. Sahra's home is 7 km from school.

It takes 10 min to drive home. 

It takes 1 hr 21 min to walk home. 


It takes 35 min by bus. 

km = kilometre
hr = hour
min = minute

 Write.


1. There is a blue line from her school to home.
2. Sahra's home is _____ km from her school.
3. It takes _____ min to drive home.
4. It takes 1 hr ____ min to walk home.
5. It takes _____ min by bus.

35
 21
 7
 blue ✓
 10



Use your phone.

1. Click on the **Maps** symbol on your phone.



2. Type your address.

3. Click on



Write about you.

1. My home is _____ km away from here.

2. It takes _____ min to drive home.

3. It takes _____ min to walk home.

4. It takes _____ min by bus.



Work with a partner.



Ask

How far away is your home?

How long does it take to drive home?



Write about your partner.

1. My partner's home is _____ km from here.

2. It takes _____ min to drive home.

3. It takes _____ min to walk home.

4. It takes _____ min by bus.



Who lives closer to school?



Tick one.



I live closer to school.



My partner lives closer to school.