

English Ready

Course in EAL

VU22586 Communicate basic personal details and needs

VU22588 Read and write basic messages and forms

Student Workbook



Student _____

Teacher _____

Class _____

Date _____

Design team: Vicki Hambling, Sue Paull, Frida Dean, Janice Langley, Glenise Kleehammer and Mary Wallace

Illustrations: Madelena Scott

Acknowledgements: The design team would like to thank the AMEP service providers and practitioners who participated in the trial and gave valuable feedback. The team would also like to acknowledge the use of the EAL Framework which underpins the design of this book.

Copyright of the EAL Framework is reserved to the Crown in the right of the State of Victoria. © State of Victoria (Department of Education and Training) 2018.

This English Ready Resource is licensed under a Creative Commons Attribution-NoDerivs 3.0 Australia licence (More information is available [here](#)). You are free to use, copy and distribute to anyone in its original form as long as you attribute Department of Home Affairs as the author and you license any derivative work you make available under the same licence.

© Commonwealth of Australia 2023



With the exception of the Commonwealth Coat of Arms, the department's logo, any material protected by a trade mark and where otherwise noted all material presented in this document is provided under a Creative Commons Attribution 4.0 International (<https://creativecommons.org/licenses/by/4.0/>) licence.

The details of the relevant licence conditions are available on the Creative Commons website (accessible using the links provided) as is the full legal code for the CC BY 4.0 licence (<https://creativecommons.org/licenses/by/4.0/legalcode>).

Use of all or part of this document must include the following attribution:
© Commonwealth of Australia 2023

As far as practicable, material for which the copyright is owned by a third party will be clearly labelled. The department has made all reasonable efforts to ensure that this material has been reproduced in this document with the full consent of the copyright owners.

Copyright requests and enquiries concerning usage not addressed by the CC BY 4.0 licence should be addressed to:

comms@homeaffairs.gov.au at the Department of Home Affairs.

The terms of use for the Commonwealth Coat of Arms are available from the [It's an Honour](#) website.

Where a copyright owner, other than the Commonwealth, is identified with respect to this material, please contact that third party copyright owner directly to seek permission.



This workbook is designed to be used with the support of a teacher.

Table of Contents


1. Meet the people.....	4
2. Instructions in the workbook.....	6
3. Do you understand?.....	7
4. Introductions.....	8
5. The alphabet.....	9
6. Have a conversation.....	12
7. English class.....	16
8. When, where, who, what, why?.....	17
9. People in a family.....	18
10. Break words into syllables.....	22
11. What do you like?.....	24
12. Months of the year.....	28
13. Syllables – strong and weak.....	30
14. Words on forms.....	31
15. An English class for Sahra.....	32
16. The days.....	36
17. The time.....	38
18. Messages.....	40
19. Two letter sounds.....	43
20. How many?.....	44
21. What colour?.....	45
22. At the childcare centre.....	46
23. Tahil's week.....	50
24. Tahil plays soccer.....	51
25. The Hospital Emergency.....	53
26. Tahil can't come to class.....	57
27. Where and when?.....	60
28. Word Lists.....	62

1. Meet the people.

Ming's family comes from China.



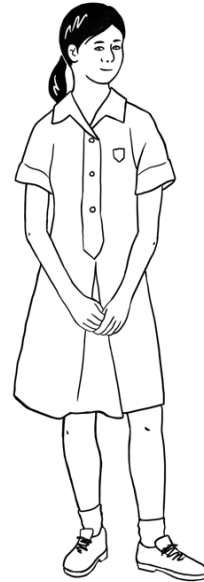
This is **Ming**.



This is **Lan**.



This is **Bao**.



This is **Mai**.

Sahra's family comes from Somalia.



This is **Sahra**.



This is **Hani**.




This is **Tahiil**.



This is **Abdi**.

Nisha's family comes from India.



This is **Nisha**. This is **Pari**. This is **Dev**.

Anika comes from Ethiopia.



This is **Anika**.

Pam is from Australia.



This is **Pam**.

Jenny is a teacher.
She is from Australia














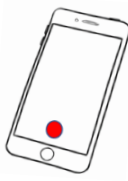


This is **Jenny**.

2. Instructions in the workbook

 **Listen** and **repeat.** 


 **Copy.**

<p>1. read</p>  _____	<p>2. write</p>  _____
<p>3. copy</p>  _____	<p>4. listen</p>  _____
<p>5. say</p>  _____	<p>6. repeat</p>  _____
<p>7. Ask questions.</p>  _____	<p>8. spell</p>  _____
<p>9. tick</p>  _____	<p>10. circle</p>  _____
<p>11. underline</p>  <u>Underline</u> _____	<p>12. point</p>  _____
<p>13. Work with a partner.</p>  _____	<p>14. record</p>  _____

 **Listen.**  **Point** to the instructions.

3. Do you understand?

 **Listen and repeat.** 



Sorry. I **don't** understand.


Can you speak **slowly** please?

Can you say that **again** please?


Can you **help me** please?

Match.

1. Sorry.	that again please?
2. Can you speak	I don't understand.
3. Can you say	please?
4. Can you help me	slowly please?




Do you understand?



Yes

Nod your head.




No

Shake your head.

4. Introductions

 **Listen** and **repeat**. 



 **Work** with a partner.

 **Write** the names.


You Hello. My name is _____
your name

What's your name?

Partner Hi. My name is _____
your partner's name

You Nice to meet you.

Partner Nice to meet you too.

 **Read** with your partner. 

5. The alphabet



Listen and repeat.



Capital letters = BLOCK letters



A	B	C	D	E	F	G	H	I	J	K	L	M
N	O	P	Q	R	S	T	U	V	W	X	Y	Z

Small letters



a	b	c	d	e	f	g	h	i	j	k	l	m
n	o	p	q	r	s	t	u	v	w	x	y	z



Listen.



Circle the letters.

A	B	C	D	E	F	G	H	I	J	K	L	M
N	O	P	Q	R	S	T	U	V	W	X	Y	Z
a	b	c	d	e	f	g	h	i	j	k	l	m
n	o	p	q	r	s	t	u	v	w	x	y	z



Circle the **CAPITAL** letters.

A	b	c	D	e	F	g	H	i	J	k	L	M
n	O	p	Q	r	s	T	U	v	W	x	Y	z












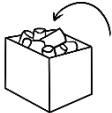

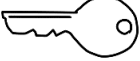

Listen.




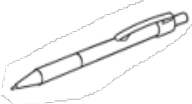

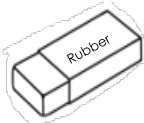










Record your teacher.



Listen at home.

The sounds of the alphabet		Write a word with the same first sound.
a	 ambulance	 apple
b	 ball	
c	 cake	
d	 down	
e	 eggs	
f	 foot	
g	 girl	
h	 home	
i	 in	
j	 juice	
k	 key	
l	 lamp	

m		man	
n		no	
o		office	
p		pen	
q		question	
r		rubber	
s		student	
t		tea	
u		up	
v		vegetables	
w		workbook	
x		x-ray	
y		yes	
z		zero	

6. Have a conversation.



Listen and repeat.



1. Greeting

A


Good morning.



Good morning Alina.

B

Good afternoon Jenny.



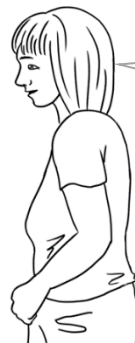
Good afternoon.

C

Hello.




Hi Sahra.





2. Talk about the weather.



1. It's very hot today, isn't it?		Yes, it is.
2. It's cold today, isn't it?		
3. It's very cold today, isn't it?		
4. It's a beautiful day isn't it?		

3. End the conversation.





Listen.

Conversations

1



Bao Hello. My name's Bao.
What's your name?

Tahiil I'm Tahiil.
I come from Somalia.
Where are you from?

Bao I come from China.
Nice to meet you.

Tahiil Nice to meet you too.



2



Tahiil Hi Anika. How are you?


Anika Fine thanks Tahiil.
And you?

Tahiil I'm fine too.
See you later.

Anika See ya. **ya = you**



3



Pam Hello Sahra.

Sahra Hi Pam.

Pam It's cold today, isn't it?

Sahra Yes, it is.

Pam Nice to see you Sahra.

Sahra Nice to see you too.

Pam Bye for now.

Sahra Bye.






Listen.

4



Nisha Hello Lan.
 Lan Hi Nisha. How are you?
 Nisha Fine thanks and you?
 Lan Good thanks.
 Nisha It's a beautiful day, isn't it?
 Lan Yes, it is.
 Nisha See you later Lan.
 Lan Bye Nisha.



Work with a partner.



Write the names.

Greeting	You Hello _____. <i>your partner's name</i>
	Partner Hi _____ . How are you? <i>your name</i>
	You Fine thanks and you?
	Partner Good thanks.
Talk about the weather.	You It's a beautiful day, isn't it?
	Partner Yes, it is.
End the conversation.	You See you later _____ . <i>your partner's name</i>
	Partner Bye _____ . <i>your name</i>



Read with your partner.



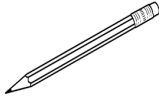
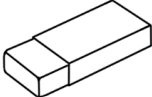
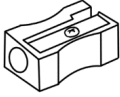

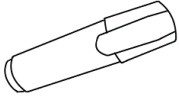
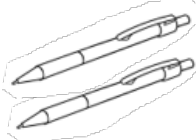

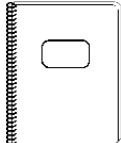
7. English class

 **Listen and repeat.** 

I'm ready for class.
I have **9** things in my bag.





 **Copy.**


 pencil <u>pencil</u>	 rubber _____	 sharpener _____	 pencil case _____
 highlighter _____	 pens _____	 workbook _____	 notebook _____


 **Listen and repeat.** 


Tahiil needs to borrow a pen and a pencil.

 Anika. Can I borrow a pen please?

 Yes. Here's a pen.

 Thanks a lot.

 Can I borrow a pencil too?

 Oh no. Sorry Tahiil.

 **Read with a partner.** 

8. When, where, who, what, why?




 **Listen and repeat.** 

Tick.


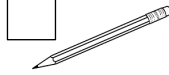


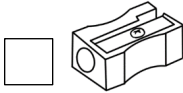
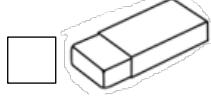
When do you go to school?	<input type="checkbox"/> Monday	<input type="checkbox"/> Tuesday	<input type="checkbox"/> Wednesday
	<input type="checkbox"/> Thursday	<input type="checkbox"/> Friday	<input type="checkbox"/> Saturday




 **Write.**

Where is this? Australia the garden the park ✓	 <u>the park</u>	 _____	 _____
--	--	---	--

Who is this? Bao Mai Lan	 _____	 _____	 _____
--	--	--	--

Tick.

What do you have in your bag?	<input type="checkbox"/> 	<input type="checkbox"/> 	<input type="checkbox"/> 
	<input type="checkbox"/> 	<input type="checkbox"/> 	<input type="checkbox"/> 

Why do you learn English?	<input type="checkbox"/>  to work	<input type="checkbox"/>  to study	<input type="checkbox"/>  to make friends
----------------------------------	---	---	---

9. People in a family

 Listen and repeat. 

Ming talks about his family




My name's Ming.
This is my **daughter** Lan.



I am a **grandfather**.
This is my **granddaughter** Mai
and my **grandson** Bao.



My name's Lan.
Ming is my **father**.



I am a **mother**.
This is my **daughter** Mai
and my **son** Bao.



My name's Bao.
Mai is my **sister**.



My name's Mai.
Bao is my **brother**.



 **Listen.**

Bao talks about his family.



Is this your family Bao?




Yes.
This is my grandfather Ming,
my sister Mai and my mother Lan.

Is your sister's name Mai?



Yes. Her name is Mai.

 **Write** Bao's family words.

1. This is my family.
2. This is my _____ Ming.
3. This is my _____ Lan.
4. This is my _____ Mai.

mother
family ✓
sister
grandfather

 **Read** with a partner. 

 **Copy** the sentences into your notebook. 




Listen.

Tahiil talks about his family.



Is this your family Tahiil?



Yes.
This is my wife Sahra and my daughter Hani.
Abdi is Sahra's brother.

Ah. Abdi is Sahra's brother?

Yes. He is.



Write Tahiil's family words.

1. This is my family.
2. This is my _____ Sahra.
3. This is my _____ Hani.
4. This is Sahra's _____ Abdi.

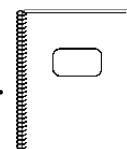
daughter
family ✓
brother
wife



Read with a partner.



Copy the sentences into your notebook.



Family words



Listen and repeat.



Copy.


father	<u>father</u>	mother	<u>mother</u>
son	_____	daughter	_____
grandfather	_____	grandmother	_____
grandson	_____	granddaughter	_____
husband	_____	wife	_____
brother	_____	sister	_____
uncle	_____	aunt	_____
cousin	_____	cousin	_____



Circle the family words.

u	n	c	l	e	a	b	m	o	t	h	e	r	c
d	g	r	a	n	d	d	a	u	g	h	t	e	r
s	o	n	e	f	g	r	a	n	d	s	o	n	g
h	u	s	b	a	n	d	h	s	i	s	t	e	r
b	r	o	t	h	e	r	i	f	a	t	h	e	r
j	w	i	f	e	k	l	c	o	u	s	i	n	m
n	d	a	u	g	h	t	e	r	o	a	u	n	t
g	r	a	n	d	f	a	t	h	e	r	p	q	r
s	t	u	g	r	a	n	d	m	o	t	h	e	r

10. Break words into syllables.

Word	student
Break	stu  dent
Syllables	stu dent 1 2



Listen.



Say and **clap** the syllables.



Sahra	Tahiil	Hani	Mai	Bao	Anika
-------	--------	------	-----	-----	-------



How many syllables?

Names	1	2	3	4
Sahra		Sahra		
Tahiil		Tahiil		
Hani		Hani		
Mai	Mai			
Bao	Bao			
Anika			Anika	
Abdi		Abdi		



Write your name. _____



Say your name.



Clap the syllables.

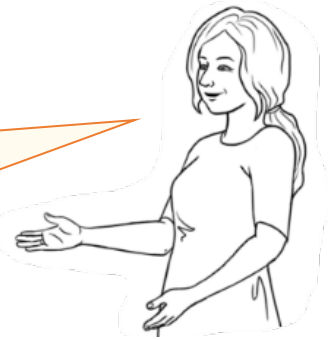
My name has _____ syllables.



Listen and repeat



How many syllables?
Say the words.
Clap the syllables.




Write the words under the number of syllables.

Word	Syllables		
	1	2	3
pencil		pencil	
pen			
sharpener			
workbook			
wife			
husband			
son			
daughter			
grandfather			
grandmother			
brother			
sister			
uncle			
aunt			
cousin			








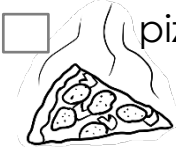

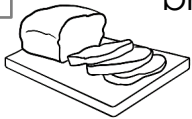


11. What do you like?

 **Listen and repeat.** 

	to like	to not like	 fruit.
I	like	don't like	
You	like	don't like	
He, She, It	likes	doesn't like	
We	like	don't like	
They	like	don't like	

Tick what you like.

Cross what you don't like.

<input type="checkbox"/>  apples	<input type="checkbox"/>  bananas	<input type="checkbox"/>  ice cream
<input type="checkbox"/>  tea	<input type="checkbox"/>  coffee	<input type="checkbox"/>  orange juice
<input type="checkbox"/>  cake	<input type="checkbox"/>  pizza	<input type="checkbox"/>  hot chips
<input type="checkbox"/>  bread	<input type="checkbox"/>  rice	<input type="checkbox"/>  noodles

 **Write.**

I like _____ and _____.

I don't like _____.

 **Work** with a partner.  **Say** what you like and don't like.




Listen and repeat.



Point to the word.

apples



bananas



ice cream



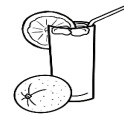
tea



coffee



orange juice



cake



pizza



hot chips



bread



rice



noodles



Listen.

✓ **Tick** what people like.

✗ **Cross** what people don't like.

1	apples	bananas	ice cream	coffee	tea
---	--------	---------	-----------	--------	-----

2	orange juice	pizza	rice	cake	coffee
---	--------------	-------	------	------	--------

3	bread	apples	noodles	hot chips	rice
---	-------	--------	---------	-----------	------

4	pizza	hot chips	coffee	cake	bananas
---	-------	-----------	--------	------	---------



Listen and repeat.

What do you like doing?



Sahra. Do you like reading?

Yes, I do.






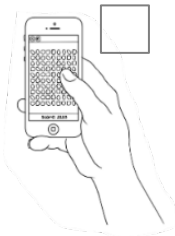

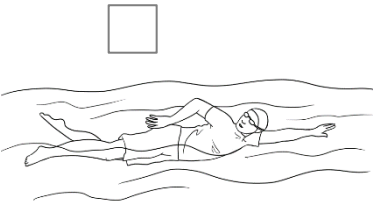

Do you like gardening?

No. I don't.



Tick what you like.

Cross what you don't like.

 gardening	 cooking	 reading
 walking in the park	 playing soccer	 playing games
 fishing	 swimming	 watching TV

Write.

I like _____.

I don't like _____.


 **Listen and repeat.** 

Bao. Do you like gardening?











Do you like swimming?

Yes. I do.

No. I don't.



 **Work** with a partner.

 Ask questions. <input checked="" type="checkbox"/> Tick yes or no.	<input checked="" type="checkbox"/> Yes. I do.	<input checked="" type="checkbox"/> No. I don't.
1. Do you like gardening? 		
2. Do you like cooking? 		
3. Do you like reading? 		
4. Do you like walking in the park? 		
5. Do you like playing soccer? 		
6. Do you like playing games? 		
7. Do you like fishing? 		
8. Do you like swimming? 		
9. Do you like watching TV? 		

 **Write** about your partner.

My partner likes _____.


He / She doesn't like _____.

12. Months of the year



Listen and repeat.



The number of the month	 Copy the long words.	Short words
1	January <u>January</u>	Jan
2	February _____	Feb
3	March _____	Mar
4	April _____	Apr
5	May _____	May
6	June _____	June
7	July _____	July
8	August _____	Aug
9	September _____	Sept
10	October _____	Oct
11	November _____	Nov
12	December _____	Dec

Match the month to its number.

Jan	→	5	July	→	8
Feb		1	Aug		11
Mar		6	Sept		10
Apr		4	Oct		7
May		2	Nov		12
June		3	Dec		9



Listen and repeat.



Dates in numbers

This is the **full date**. →

This is the **date in numbers**. →

Day		Month		Year			
21		July		2022			
2	1	0	7	2	0	2	2

Match the dates.

Full date	Date in numbers
25 December 2016	19.01.1978
15 September 2022	13.05.2023
19 January 1978	15.09.2022
21 October 2006	21.10.2006
13 May 2023	25.12.2016
24 June 2021	13.02.1986
13 February 1986	24.06.2021



Write the date in numbers.



Say the full date.

Full date	Day. Month. Year
9 May 1986	09.05.1986
19 September 1995	
6 June 2023	
18 March 1970	
5 February 2015	

13. Syllables – strong and weak



Listen.

Some syllables are **strong**.

Some syllables are *weak*.



Say the words.



Clap the **strong syllable** strongly.

walking	gardening	reading	cooking
playing	fishing	swimming	watching



Listen and **repeat**.



Clap the **strong** syllable strongly.



Underline the strong syllable.

<u>Monday</u>	Tuesday	Saturday	January	April
July	August	September	thirteen	thirty
fourteen	forty	sixteen	sixty	hundred



Read with a partner.



1. Today is **Tues**day.

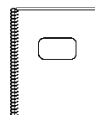
2. My birthday is in **Aug**ust.



3. My house number is four**teen**, not **forty**.



Copy the sentences into your notebook.



14. Words on forms



Listen and **repeat**.



Record the teacher.



Write the words in your language.

Family Name [Surname]	
First Name [Given name]	
Title	
Country of birth	
Date of birth	
Address	
Street	
Suburb	
Postcode	
Phone number	
Signature	



Listen and **repeat**.



Instructions on forms

1. PLEASE USE **CAPITAL** LETTERS.

2. PLEASE USE **BLOCK** LETTERS.

3. Please use a **black pen**.

4. **Tick** the box.



15. An English class for Sahra



Tahil, Sahra and Hani go to the TAFE College.



Match.

1. Hello. My name	my wife Sahra.
2. This is	is Tahil.
3. She needs	childcare?
4. We have	an English class.
5. Do you have	a daughter.

 **2** Listen again.

 **Write.**

meet	fill	here	help	have
name ✓	wife	Yes	class	have

Tahiil	Hello. My <u>name</u> is Tahiil. This is my _____ Sahra. She needs an English _____.
Receptionist	Hello. Nice to _____ you. You can enrol in an English class _____.
Tahiil	Thank you. We _____ a daughter. Do you _____ childcare?
Receptionist	Yes, we have childcare. Can you _____ in this form please Sahra?
Sahra	Mmm. Can you _____ me please?
Receptionist	_____. I can.

 **Read** with a partner. 



Listen.

Sahra's form



Point to words on the form.

TAFE		Student Enrolment Form	
PLEASE USE CAPITAL LETTERS.			
<input checked="" type="checkbox"/> Tick the box.			
1. Family name		ELMI	
2. First name		SAHRA	
3. Title		<input type="checkbox"/> Mr <input type="checkbox"/> Miss <input checked="" type="checkbox"/> Mrs <input type="checkbox"/> Ms	
4. Country of birth		SOMALIA	
5. Date of Birth		07. 07. 1996	
6. Address	Street	UNIT 6, 50 BAKER ROAD	
	Suburb	KELLIVALE	
	Postcode	2421	
7. Phone number		0455 961 259	
8. Signature		Sahra Elmi	





Circle Sahra's


Country of birth	Date of birth	Postcode
------------------	---------------	----------

 **Listen.**

This is your form.

 **Point** to the instructions.



 **Write** your information.

TAFE		Student Enrolment Form	
PLEASE USE CAPITAL LETTERS.			
<input checked="" type="checkbox"/> Tick the box.			
1. Family name			
2. First name			
3. Title		<input type="checkbox"/> Mr <input type="checkbox"/> Miss <input type="checkbox"/> Mrs <input type="checkbox"/> Ms	
4. Country of birth			
5. Date of Birth			
6. Address	Street		
	Suburb		
	Postcode		
7. Phone number			
8. Signature			



Ask the teacher

Can you check my work please?

16. The days



Copy the days.



Circle the days.

Full word	Short word
Monday	Mon
<u>Monday</u>	<u>Mon</u>
Tuesday	Tues
_____	_____
Wednesday	Wed
_____	_____
Thursday	Thurs
_____	_____
Friday	Fri
_____	_____
Saturday	Sat
_____	_____
Sunday	Sun
_____	_____

Tuesday

October

January

Wednesday

June

Monday

December

July

Saturday

April

Thursday

November

Sunday

February

March

Friday

Sahra's week

 **Listen and repeat.** 

 **Record the teacher.**

Monday ✓	Tuesday	Wednesday	Thursday
Friday	Saturday	Sunday	


 **Write** the days.

1. On Monday I go to English class.
2. On _____ I go to English class.
3. On _____ I do my homework.
4. On _____ I like cooking.
5. On _____ I go shopping.
6. On _____ I walk in the park.
7. On _____ I watch soccer.



 **Write** about you.

1. On _____ I go to English class.
2. On _____ do my homework.
3. On _____ I watch TV.
4. On _____ I _____.



 **Read** to your partner. 

 **Copy** the sentences into your notebook. 

17. The time



Listen.

This is my timetable.
I go to class on Monday
and Tuesday.



	Mon	Tues	Wed	Thurs	Fri
Morning					
Start	9:00	9:30			
Finish	12:00	12.30			
	Room 3	Room 4			
Lunch break					
Afternoon					
Start	12:30	1:00			
Finish	2:30	3:00			
	Room 3	Room 4			

Match.











- | | |
|-------------------|---------------------------|
| 1. I go to class | on Monday. |
| 2. I am in Room 3 | 9:00 on Monday morning. |
| 3. I am in Room 4 | on Monday and Tuesday. |
| 4. I start at | 2:30 on Monday afternoon. |
| 5. I finish at | on Tuesday. |



Write the days of your classes.

I go to class on _____.

Match the times on Sahra's timetable.

	<p>Monday morning</p> <p>9:00 →</p> <p>12:00 ←</p>	
	<p>Monday afternoon</p> <p>12:30</p> <p>2:30</p>	
	<p>Tuesday morning</p> <p>9:30</p> <p>12:30</p>	
	<p>Tuesday afternoon</p> <p>1:00</p> <p>3:00</p>	

 **Write** about you.

Today I start class at _____ .

Today I finish class at _____ .

 **Read** with a partner. 

On Monday Sahra starts class at **9:00** in the morning.

She finishes at **2:30** in the afternoon.

18. Messages



Listen and repeat.



A message from the teacher



Hello Sahra,

Your class starts on
Monday 13 July.

Please come to
Room 3 at 9:00.

Your teacher

Jenny

Greeting

Ending



Circle the greeting.



Underline the ending.



Tick one.

This is a form.

a text message.

a Medicare card.



Write.

1. Who is this message to? _____

2. Who is this message from? _____

3. When does Sahra's class start?

Date _____ Time _____



Listen and repeat.



A message from Sahra

Hi Jenny,
I can't come to
class tomorrow.
Sorry.
My baby is sick.
Sahra Elmi




You can't come to class tomorrow.


1. **Tick** why.

- I am sick.
- My child is sick.
- My mother is sick.
- I have a doctor's appointment.

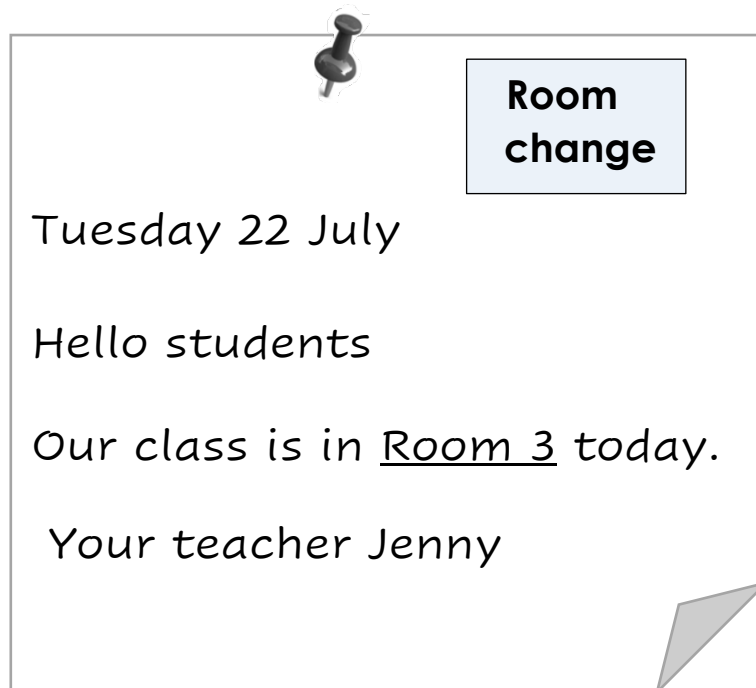


Large rounded rectangular box with horizontal lines for writing a message.

2.  **Write** a message to your teacher here. →

3.  **Copy** your message on your phone.

4. **Send** the message to your teacher.

**Listen and repeat.****A note on the door of Room 4****Tick.**1. Who is the note **for**? Jenny students2. Who is the note **from**? Jenny students

3. Who is Jenny?

 a student a teacher

4. Where is the class today?

 Room 3 Room 4

5. Where is the note?


on the door
of Room 3
on the door of
Room 4**Read** with a partner.

19. Two letter sounds



Listen and **repeat**.



Sounds	Words	 Circle the words.
ch	change	There is a room change today.
sh	she	She reads the note.
th (1)	three	Please go to room three .
th (2)	the	The note is on the door.
wh	What Where	What is the room number today? Where is the note?
ph	phone	What's your phone number?



Write the words.

1. There is a room change today.
2. _____ reads the note.
3. Our class is in room _____.
4. _____ note is on _____ door.
5. _____ is the room number today?
6. _____ is the note?
7. What's your _____ number.

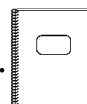
The
the
✓ **change**
what
phone
where
three
she



Read with a partner.



Copy the sentences into your notebook.



20. How many?




Listen.



Write.

seat	dog	tree
cloud ✓	bird	flower



Write the numbers.

There is one seat.

There are _____ dogs.

There are _____ clouds.

There are _____ trees.

There are _____ birds.

There are _____ flowers.

1	✓ one
2	two
3	three
4	four
5	five
6	six
7	seven

8	eight
9	nine
10	ten
11	eleven
12	twelve
13	thirteen
14	fourteen

21. What colour?



Colour the boxes.

black	
white	
grey	
red	
pink	
purple	

light blue	
dark blue	
yellow	
orange	
light green	
dark green	



Colour the picture.



Write the colours.

One dog is _____.

Two birds are _____.

Three flowers are _____.



Write sentences with numbers and colours in your notebook.



22. At the childcare centre



Listen and repeat.

Sahra meets Nisha
at the childcare centre.



Listen. Record the teacher.

Nisha Hi. Can I help you?

Sahra Can I have childcare for my daughter please?

Nisha Yes, you can. What's your daughter's name?

Sahra Hani Jama

Nisha How old is your daughter?

Sahra Two



Nisha What's her date of birth?

Sahra 24th June 2021

Nisha Good. What days do you need?

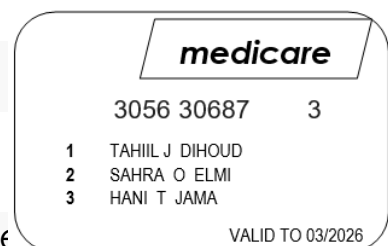
Sahra Monday and Tuesday

Nisha Do you have a Medicare card?

Sahra Mmm yes. Here it is.

Nisha Thank you. Can you fill in this form please?

Sahra Oh. Can you help me please?




Read with a partner.



Listen and repeat.

Say the bold words strongly.



- Can I **help** you?
- What's her **name**?
- How **old** is your **daughter**?
- What's her **date** of **birth**?
- What **days** do you **need**?
- Do you **have** a **Medicare** card?
- Can you **fill** in this **form** please?



 **Write** Sahra's answers.

Nisha	Sahra
Can I help you?	<i>Can I have childcare for my daughter please?</i>
What's her name ?	
How old is your daughter ?	
What's her date of birth ?	
What days do you need ?	
Do you have a Medicare card?	
Can you fill in this form please?	

**Listen.****Write** the questions.

1. help Can I you?

Can I help you?

2. her name? What's

3. old How daughter? your is

4. birth? of What's her date

5. days What do you need?

6. you Medicare a have card? Do

7. form please? fill in Can you this



Listen and **repeat**.



A message from Sahra

Hello Nisha,
 Hani is sick.
 She can't come
 to childcare
 today.
 Sahra Elmi



Circle the greeting.



Underline the ending.



Write answers.

1. Who is the message to? _____

2. Why does Sahra send the message?

Hani is _____.

She can't come to _____ today.

Match the greeting and ending words.

1. See you	next week.
2. Good	soon.
3. Good	later.
4. See you	morning.
5. See you	afternoon.

23. Tahil's week




Listen and **repeat.**



Copy.

1. I work on Monday.



2. I work and study on Tuesday.



3. I work on Wednesday.

4. I work and study on Thursday.

study

5. I work on Friday.

6. I study on Saturday morning.

7. I play soccer on Sunday.



soccer



Read with a partner.



24. Tahiiil plays soccer.

In the morning before soccer



Listen and repeat.



Pam Good morning Sahra.

Sahra Good morning Pam.

Pam It's a beautiful day, isn't it?

Sahra Yes, it is.

My husband Tahiiil plays soccer today.

Pam It's a good day for soccer.

Nice to see you Sahra.

Sahra Yes. See you soon Pam.



Write.

Pam Good morning Sahra.

Sahra _____ morning Pam.

Pam It's a beautiful _____, isn't it?

Sahra Yes, it _____.

My _____ Tahiiil plays soccer today.

Pam It's a good day for _____.

It's nice to see _____ Sahra.

Sahra Yes. See you _____ Pam.

husband
 morning ✓
 Good
 soccer
 is
 day
 soon
 you







Read with a partner.



In the afternoon at soccer

 **Listen and repeat.** 

 **Copy.**

to run <u>to run</u>		painful _____	
to trip _____		to drive _____	
to fall over _____		hospital _____	

 **Listen and repeat.** 

Tahiil plays soccer on Sunday.

Tahiil runs after the ball.

He trips and falls over.





Can I help?

Are you OK Tahiil?

Ohh. My foot is very painful.
Can you drive me to the hospital?

25. The Hospital Emergency



Listen and repeat.

Abdi drives Tahiiil to the hospital emergency.
 First, they go to reception.
 Then Tahiiil speaks to the nurse.
 Then they wait for the doctor.

Listen. **Write** the sentences.



reception. to go they First,

First, they go to reception.



nurse. Tahiiil Then speaks the to



doctor. the they Then wait for

**Listen** and repeat.**At the reception desk****Copy.**problem problem

a lot of _____

to wait _____

**Listen.****Record** the teacher.

- Reception Hello. What's the problem?
- Tahil I hurt my foot playing soccer.
- Reception Can you tell me your family name?
- Tahil Dihoud D - I - H - O - U - D
- Reception What's your first name?
- Tahil Tahil T - A - H - I - I - L
- Reception Do you have a Medicare card?
- Tahil Yes. Here it is.
- Reception Are you in a lot of pain?
- Tahil Sorry, can you say that again, please?
- Reception Is your foot painful?
- Tahil Yes. Very painful.
- Reception Please sit there.
Fill in this form for the nurse.
- Tahil Thank you.



Listen.



Write.

Reception Hello. What's the problem ?

Tahiil I hurt my _____ playing soccer.

Reception Can you tell me your family _____ ?

Tahiil Dihoud D - I - H - O - U - D

Reception And your _____ name?

Tahiil Tahiil T - A - H - I - I - L

Reception Do you have a Medicare _____ ?

Tahiil Yes. Here it is.

Reception Are you in a lot of _____ ?

Tahiil Sorry, can you _____ that again, please?

Reception Is _____ foot painful?

Tahiil Yes. My foot _____ very painful.

Reception Please _____ there.
 _____ this form for the nurse.

Tahiil Thank you.

- first
- problem ✓
- foot
- card
- name
- pain
- your
- fill in
- sit
- say
- is



Read with a partner.





Listen.

Tahiil fills in a form.

	Hospital Patient Form			
	Write in CAPITAL LETTERS.			
	<input checked="" type="checkbox"/> Tick the boxes			
Title	<input checked="" type="checkbox"/> Mr	<input type="checkbox"/> Mrs	<input type="checkbox"/> Ms	<input type="checkbox"/> Miss
Family Name	DIHOUD			
Given Name	TAHIIL JAMA			
Date of Birth	27/06/1994			
Address	UNIT 6, 50 BAKER ROAD			
Suburb	KELLIVALE	Postcode	2421	
Phone	0400 785 936			
Medicare Number	3056 30687 3	Valid to	06/2031	



Circle the instructions on the form.



Tick.

1. Tahiil needs to fill in the form

for Centrelink for the hospital for TAFE classes

2. Tahiil needs to fill in his

signature Medicare number title

email phone address country



Ask your partner



Can you check my work please?

26. Tahiiil can't come to class

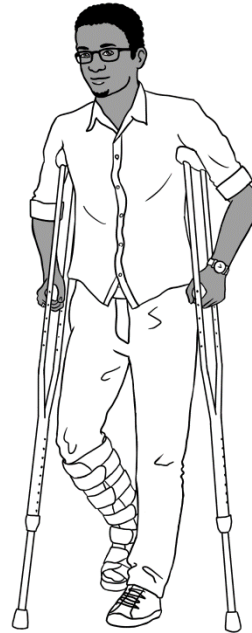


Listen and repeat.



Tahiiil sends a message to his teacher.

Hi David,
 I hurt my foot.
 I can't walk.
 I can't come to class
 for 8 weeks.
 I am very sorry.
 Tahiiil Dihoud



Circle the greeting.



Underline the ending.



Write.

- This message is to David.
- This message is from _____
- Tahiiil hurt his _____.
- He can't _____.
- He can't come to class for _____ weeks.

foot

Tahiiil

David ✓

8

walk



Tick one.

Why does Tahiiil write this message?

- He can't come to class for 3 weeks.
- He can't come to class tomorrow.
- He can't come to class for 8 weeks.



Listen.

Sahra at TAFE



Sahra	Good morning.
Receptionist	Good morning Sahra. How are you?
Sahra	I'm fine thanks. Tahiiil can't come to class.
Receptionist	Oh? Why?
Sahra	He hurt his foot. He can't walk. He can't come to class for eight weeks.
Receptionist	That's not good.
Sahra	I have his form for a volunteer tutor.
Receptionist	Ah. Good. Thank you Sahra.
Sahra	Thank you.



Read with a partner.





Listen.



Write.

Sarah Good morning.

Receptionist Good morning Sahra.

How are _____?

Sahra I'm fine thanks.

Tahil can't _____ to class.

Receptionist Oh? _____?

Sahra

He hurt his _____.

He can't _____.

He can't come to class

for eight _____.

Receptionist That's _____ good.

Sahra I have his _____ for

a volunteer tutor.

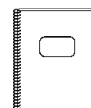
Receptionist Ah. Good. _____ you Sahra.

Sahra Thank you.

- you
- Why
- walk
- morning ✓
- weeks
- come
- Thank
- foot
- form
- not



Copy the sentences in the box into your notebook.



27. Where and when?



Listen.

Where?

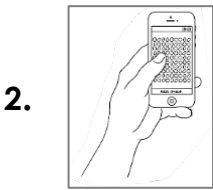


Write the sentences.



walking like in the park. They

They like walking in the park.



playing likes on the phone. He games



soccer like in the park. They playing



Sahra to childcare. daughter her takes



family from China. Bao's comes



drives to the hospital. Abdi Tahil



Listen.



Write the sentences.

When?

1.



morning **on** Saturday. swimming likes He

He likes swimming on Saturday morning.

2.



watch **in** the afternoon. TV We

3.



came Australia I **in** March 2016. to

4.



was Hani **on** 24 June 2021. born

5.









class **on** Monday. finishes Sahra **at** 2:30




6.








can **at** 10 come Anika **on** Tuesday.

28. Word Lists

Family	Instructions	Adjectives
 <p>wife husband daughter son mother father sister brother uncle aunt cousin</p> <hr/>	 <p>read write say ask listen point spell repeat record</p> <hr/>	 <p>hot warm cold beautiful nice fine good</p> <hr/>
<p>granddaughter grandson grandmother grandfather boy girl baby child</p> 	 <p>copy check circle underline clap tick colour</p>	 <p>colour black white grey red pink purple light blue dark blue yellow orange light green dark green</p>

School	When	Where
 <p>workbook notebook pen pencil pencil case rubber sharpener highlighter</p>	 <p>time year month week day morning afternoon today tomorrow next week</p>	 <p>home school English class reception desk room childcare the garden the park hospital Australia</p>

Polite words	Food	Work and study
<p>excuse me please thank you sorry</p>	 <p>fruit apples bananas bread cake coffee hot chips ice cream noodles orange juice pizza rice tea</p>	 <p>student teacher receptionist doctor nurse painter volunteer tutor</p>

Verbs		Words on forms
 <p>to meet</p> <p>to come</p> <p>to do</p> <p>to have</p> <p>to go</p> <p>to be</p> <p>to like</p> <p>to live</p> <p>to learn</p>	 <p>to play</p> <p>to walk</p> <p>to run</p> <p>to trip</p> <p>to fall</p> <p>to break</p> <p>to hurt</p> <p>to drive</p> <hr/>  <p>to sit</p> <p>to wait</p> <p>to see</p> <p>to fill in</p> <p>to watch</p> <p>to cook</p> <p>to swim</p> <p>to fish</p>	<p>full name</p> <p>first name</p> <p>given name</p> <p>family name</p> <p>surname</p> <p>title</p> <p>place of birth</p> <p>date of birth</p> <p>age</p> <p>country</p> <p>language</p> <hr/> <p>address</p> <p>street</p> <p>suburb</p> <p>postcode</p> <p>phone number</p> <p>email</p> <p>signature</p> <p>married</p> <p>emergency</p>

March

Monday	Tuesday	Wednesday	Thursday	Friday	Saturday
			1	2	3
4	5	6	7	8	9
11	12	13	14	15	16
18	19	20	21	22	23
25	26	27	28	29	30
					31

