

English Ready

Course in EAL

VU22587 Give and respond to basic information and instructions

VU22589 Read and write short, basic factual texts

Student Workbook



Student _____

Teacher _____

Class _____

Date _____

Design team: Vicki Hambling, Sue Paull, Frida Dean, Janice Langley, Glenise Kleehammer and Mary Wallace

Illustrations: Madelena Scott

Acknowledgements: The design team would like to thank the AMEP service providers and practitioners who participated in the trial and gave valuable feedback. The team would also like to acknowledge the use of the EAL Framework which underpins the design of this book.

Copyright of the EAL Framework is reserved to the Crown in the right of the State of Victoria. © State of Victoria (Department of Education and Training) 2018.

This English Ready Resource is licensed under a Creative Commons Attribution-NoDerivs 3.0 Australia licence (More information is available [here](#)). You are free to use, copy and distribute to anyone in its original form as long as you attribute Department of Home Affairs as the author and you license any derivative work you make available under the same licence.

© Commonwealth of Australia 2023



With the exception of the Commonwealth Coat of Arms, the department's logo, any material protected by a trade mark and where otherwise noted all material presented in this document is provided under a Creative Commons Attribution 4.0 International (<https://creativecommons.org/licenses/by/4.0/>) licence.

The details of the relevant licence conditions are available on the Creative Commons website (accessible using the links provided) as is the full legal code for the CC BY 4.0 licence (<https://creativecommons.org/licenses/by/4.0/legalcode>).

Use of all or part of this document must include the following attribution:
© Commonwealth of Australia 2023

As far as practicable, material for which the copyright is owned by a third party will be clearly labelled. The department has made all reasonable efforts to ensure that this material has been reproduced in this document with the full consent of the copyright owners.

Copyright requests and enquiries concerning usage not addressed by the CC BY 4.0 licence should be addressed to:

comms@homeaffairs.gov.au at the Department of Home Affairs.

The terms of use for the Commonwealth Coat of Arms are available from the [It's an Honour](#) website.

Where a copyright owner, other than the Commonwealth, is identified with respect to this material, please contact that third party copyright owner directly to seek permission.




Table of Contents

1. Meet the people.....	4
2. Instructions in the workbook.....	6
3. Do you understand?.....	7
4. Introductions.....	8
5. The alphabet.....	10
6. Numbers.....	14
7. The days.....	16
8. The time.....	17
9. The months.....	18
10. English class.....	20
11. Get ready for class.....	22
12. How many?.....	26
13. Instructions in class.....	28
14. The community centre.....	32
15. Signs at the community centre.....	34
16. A class timetable.....	36
17. Talk about family and friends.....	38
18. The weather.....	50
19. The medical centre.....	56
20. What's this?.....	61
21. Word List.....	63

This workbook is designed to be used with the support of a teacher.

1. Meet the people




Listen and repeat.



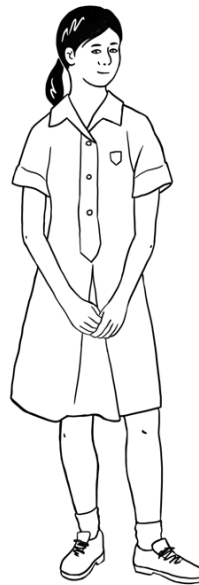
Ming's family comes from China.



This is **Ming**.



This is **Lan**.



This is **Mai**.



This is **Bao**.

Sahra's family comes from Somalia.



This is **Sahra**.



This is **Hani**.




This is **Tahil**.



This is **Abdi**.

Nisha's family comes from India.

Anika comes from Ethiopia.



This is **Nisha**. This is **Pari**. This is **Dev**.

This is **Anika**.

Carim's family comes from Syria.

Jenny is a teacher.
She is from Australia.



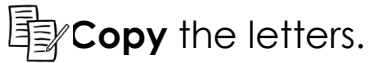
This is **Carim**. This is **Fatima**.

This is **Jenny**.

2. Instructions in the workbook



Listen and repeat.



Copy the letters.



1. read

rea__



2. write

wri__e



3. copy

co__y



4. listen

liste__



5. say

__ay



6. repeat

re__eat



7. Ask questions.

As__ questions.



8. spell

sp__ll



9. tick

t__ck



10. circle

cir__le



11. colour

co__our



12. point

poin__



13. Work with a partner.

Wor__ with
a partner



14. record

re__ord



Listen.



Point to the instructions.

3. Do you understand?

 **Listen and repeat.** 



Sorry, I **don't** understand.

Can you speak **slowly** please?

Can you say that **again** please?

Can you **help me** please?

 **Write.**


1. Can you say that <u>again</u> please?
2. Can you speak _____ please?
3. Sorry, I _____ understand.
4. Can you _____ please?

help me
don't
slowly
again ✓



Do you understand?

 **Yes.**
Nod your head.

 **No.**
Shake your head.

4. Introductions



Listen and **repeat**.



Hi. My name is Anika.
What's your name?

Hi. My name is Carim.

Nice to meet you.

Nice to meet you too.



Work with a partner.



Write your name and your partner's name.



You

Hi. My name is _____.
your name

What's your name?

Hi. My name is _____.
your partner's name

What's your name?

Nice to meet you.

Nice to meet you too.



Your partner



Read with your partner.



Where are you from?



Listen and repeat.



Where are you from Carim?

I am from Syria.

Can you spell that please?

Syria S y r i a



Aa Bb Cc Dd Ee Ff Gg Hh Ii Jj Kk Ll Mm
Nn Oo Pp Qq Rr Ss Tt Uu Vv Ww Xx Yy Zz

Write about you.

My name is _____.

I am from _____.

Ask 2 students in your class.

Where are you from?

Can you spell that please?

Write the student's name.	Write the country.

5. The alphabet



Listen and repeat.



Capital letters



A	B	C	D	E	F	G	H	I	J	K	L	M
N	O	P	Q	R	S	T	U	V	W	X	Y	Z

Small letters



a	b	c	d	e	f	g	h	i	j	k	l	m
n	o	p	q	r	s	t	u	v	w	x	y	z



Listen.



Circle the capital letters.

A	B	C	D	E	F	G	H	I	J	K	L	M
N	O	P	Q	R	S	T	U	V	W	X	Y	Z



Listen.



Circle the small letters.

a	b	c	d	e	f	g	h	i	j	k	l	m
n	o	p	q	r	s	t	u	v	w	x	y	z




Listen to the teacher.



Circle the letters.

The keyboard letters



Write the small letters.

1

Q	W	E	R	T	Y	U	I	O	P
q	w								

2

A	S	D	F	G	H	K	L

3













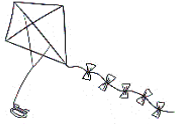

Z	X	C	V	B	N	M














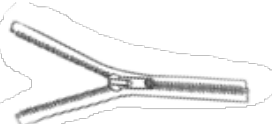


Read the keyboard letters with a partner.



**Listen.****Record** your teacher.**Listen** at home.

The sounds of the alphabet			 Write a word with the same first sound.
a		a pple	 ambulance
b		b anana	
c		c ar	
d		d og	
e		e xit	
f		f ish	
g		g lasses	
h		h at	
i		i nsect	
j		j acket	
k		k ite	
l		l emon	

m		money	
n		nose	
o		orange	
p		pencil	
q		queen	
r		rain	
s		star	
t		table	
u		umbrella	
v		van	
w		window	
x		x-ray	
y		yam	
z		zip	

6. Numbers



Listen.



Write the missing numbers. \longrightarrow

									0
1	2	3	4	5		7	8		10
11		13	14		16		18	19	20
21	22		24	25		27			30
31		33	34		36		38	39	40
	42	43		45	46	47			50
51			54	55		57	58	59	
	62	63	64		66			69	70
71	72		74			77	78	79	80
		83		85	86	87			90
91	92		94		96		98		100



Listen.



Circle the numbers.



Listen and **repeat**.



1 one	2 two	3 three	4 four	5 five
6 six	7 seven	8 eight	9 nine	10 ten



Circle the words.



Write the words.

t	w	o	a	b	o	n	e	c	d	e
f	g	h	s	i	x	i	j	t	e	n
t	h	r	e	e	c	d	n	i	n	e
k	l	m	n	f	i	v	e	q	r	s
e	i	g	h	t	u	v	f	o	u	r
w	s	e	v	e	n	x	y	z	a	b

- 1 _____
- 2 two
- 3 _____
- 4 _____
- 5 _____
- 6 _____
- 7 _____
- 8 _____
- 9 _____
- 10 _____



Write the letters.

- 1** o n e
 2 ___wo
 3 thre ___
 4 ___our
 5 fi___e

6 ___ix
 7 ___even
 8 eigh___
 9 ni___e
 10 t___n

7. The days



Listen and **repeat**.



Copy.

Full word		Short word
Monday <u>Monday</u>	Monday _____	Mon _____
Tuesday _____	Tuesday _____	Tues _____
Wednesday _____	Wednesday _____	Wed _____
Thursday _____	Thursday _____	Thurs _____
Friday _____	Friday _____	Fri _____
Saturday _____	Saturday _____	Sat _____
Sunday _____	Sunday _____	Sun _____



Write the days.

Today is _____.



Tomorrow is _____.

The **weekend** is Saturday and _____.

8. The time

Monday morning

 **Listen and repeat.** 



It's 8 o'clock. It's 8:00 am.

am = morning



It's eight thirty.
It's half past eight. It's 8:30 am.



It's 9 o'clock.
It's 9:00 am.

I get up at 8 o'clock on Monday.
What time do **you** get up?



 **Write** about you.


I get up at _____ on Monday.

 **Ask** your partner  What time do you get up?

9. The months



Listen and repeat.

 **Write** the missing letters.

	Long words.		Short words
1	January	Ja__uary	Jan
2	February	Fe__ruary	Feb
3	March	__arch	Mar
4	April	A__ril	Apr
5	May	M__y	May
6	June	Ju__e	June
7	July	Ju__y	July
8	August	Au__ust	Aug
9	September	Septem__er	Sept
10	October	Oct__ber	Oct
11	November	Nove__ber	Nov
12	December	De__ember	Dec

 **Write.**

This month is _____.

Next month is _____.

What is this month?
What is next month?



 **Listen and repeat.** 



When is your birthday Fatima?

My birthday is in **July**.
When is your birthday Mai?

My birthday is in **April**.



 **Write.**

Mai's birthday is in April.

Fatima's birthday is in _____.

My birthday is in _____.

 **Ask your teacher and partner**  When is your birthday?

 **rite.**

My teacher's birthday is in _____.

My partner's birthday is in _____.

10. English class



Listen and repeat.



Ming wants to learn English.

He goes to the community centre.



Read with your teacher.

Kellivale Community Centre

Address 50 Kemp St, Kellivale

Phone 6562 8261

Hours	Monday	9am – 4pm
	Tuesday	9am – 4pm
	Wednesday	9am – 4pm
	Thursday	Closed
	Friday	9am – 4pm
	Saturday	Closed
	Sunday	Closed



Write.

The phone number is _____.

The centre is open on _____, _____,
_____ and _____.

 **Listen and repeat.** 

Carim wants to learn English.
He has an interview at TAFE.



Hi Carim
Your interview is on Thursday 20 January at 9:30 am.
Go to reception.
Kellivale TAFE

 **Copy.**

interview	Thursday	January
<i>interview</i>		

 **Write.**

1. When is the interview?

Day _____

Date _____

Time _____

2. Where does Carim go to? _____.

 **Read** the message with a partner. 

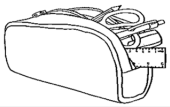
11. Get ready for class.

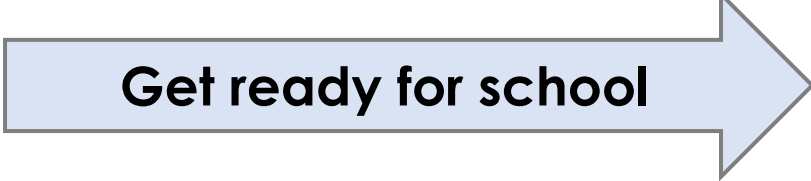
 **Listen and repeat.** 

Carim gets ready for class.
He reads the School Shop catalogue.




The School Shop

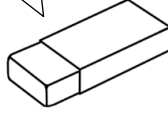


Get ready for school 

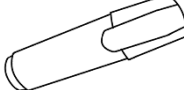
Pencil
50c




Rubber
\$1.50



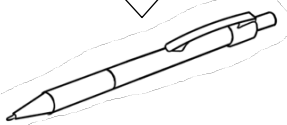
Highlighter
\$1



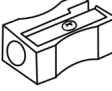
Notebook
\$5



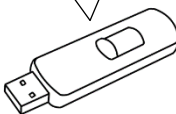
pen
\$2




sharpener
\$3



USB
\$8



Ruler
80c



Match the prices.

1. pencil	\$1	5. notebook	\$3
2. rubber	\$2	6. sharpener	80c
3. highlighter	50c	7. USB	\$5
4. pen	\$1.50	8. ruler	\$8



Listen and repeat.

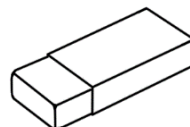


Copy the missing letters.



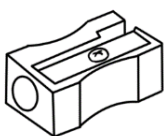
pencil

p__ncil



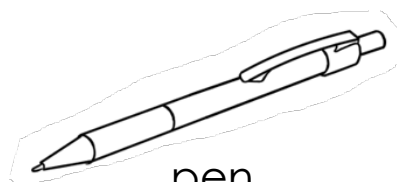
rubber

r__bber



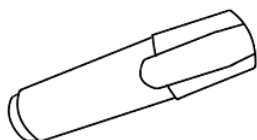
sharpener

shar__ener



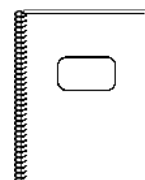
pen

pe__



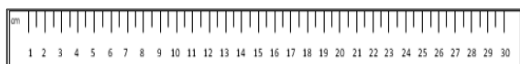
highlighter

highligh__er




notebook

note__ook



ruler

ru__er



USB

us__



Write.

What do **you** buy?

I buy a _____, a _____

and a _____.

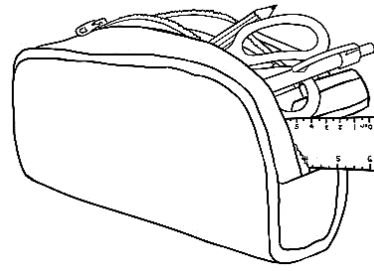




Listen and repeat.



Carim buys 8 things at the shop.
He puts 6 things in his pencil case.



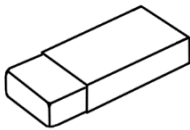
Match.

1.



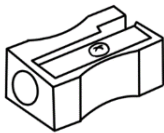
pen

2.



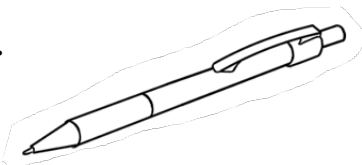
pencil

3.



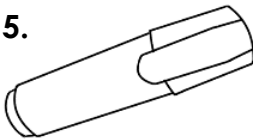
rubber

4.



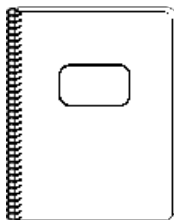
sharpener

5.




notebook

6.



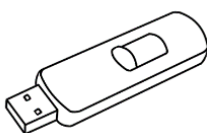
highlighter

7.



USB

8.




ruler

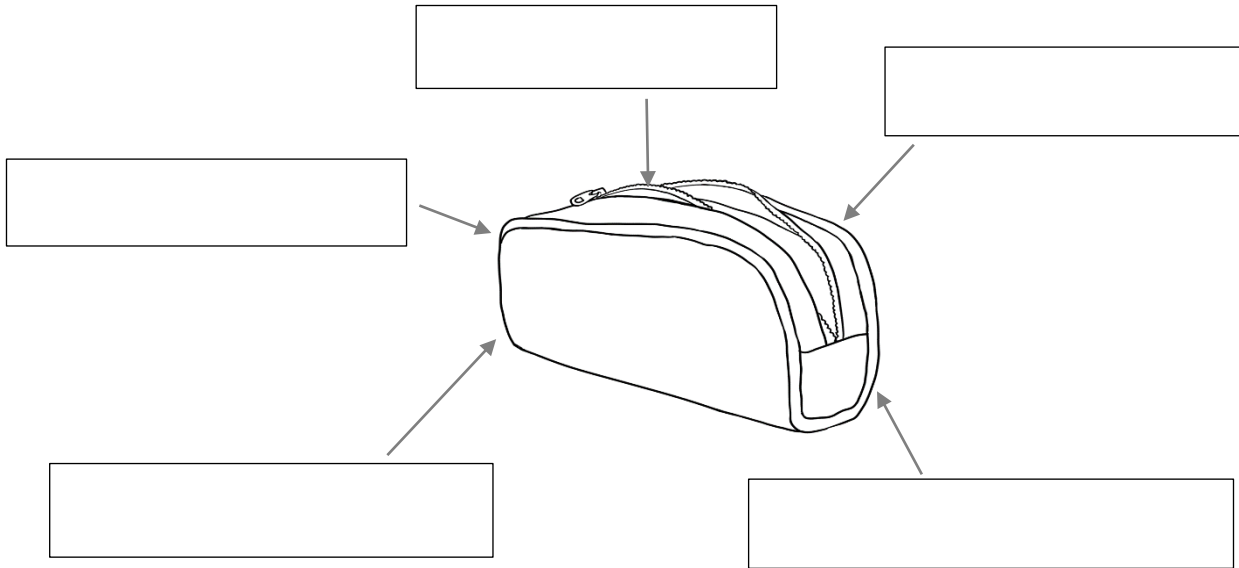


Listen and repeat.

I have 6 things in my pencil case.
What's in your pencil case?



 **Write 5** things in your pencil case.




 **Write.**

I have a _____, a _____, a
_____, a _____ and
a _____ in my pencil case.

 **Ask** your partner  What's in your pencil case?

 **Write** about your partner.

My partner has a _____, a _____, a
_____, a _____ and
a _____.

 **Read** with your partner. 

 **Copy** the sentences into your notebook. 

12. How many?

 **Listen and repeat.** 



Mai has **one bag.**

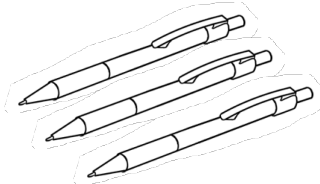
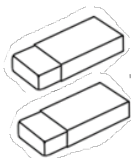

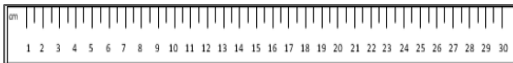
one




Bao has **two bags.**

more than one


Match.




- one ruler
- two rubbers
- three pens
- four pencils
- nine books

 **Write** how many.

1. How many **students** are in your class?



2. How many **tables** are in your room?



3. How many **chairs**?



 **Listen and repeat.** 

 **Copy.**




on the table

on the table



under the table




next to the table

Listen.



How many **pens** are on the table?




Match.

1. There is **one** ball
2. There is **one** phone
3. There is **one** bag
4. There are **three** apples
5. There are **four** pens
6. There are **nine** books

on the table.
under the table.
next to the table.


 **Read** with a partner. 

13. Instructions in class



Listen and repeat.

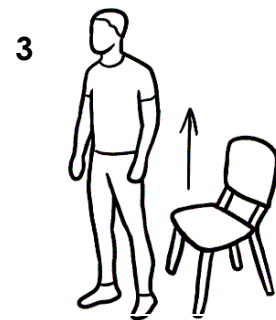
Follow the instructions.



Come in.




Sit down.



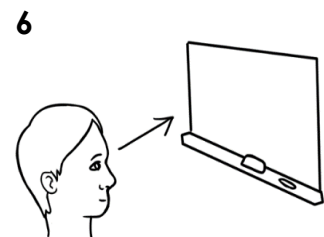
Stand up.



Open
your workbook.





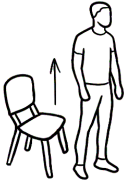


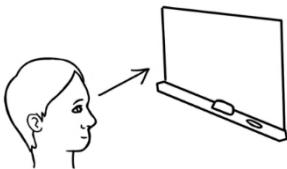
Close
your workbook.



Look at
the board.

Match.

 **Copy.**

<p>1 </p>	<p>Stand up. <u>Stand up.</u></p>
<p>2 </p>	<p>Come in. _____</p>
<p>3 </p>	<p>Open your workbook. _____</p>
<p>4 </p>	<p>Sit down. _____</p>
<p>5 </p>	<p>Look at the board. _____</p>
<p>6 </p>	<p>Close your workbook. _____</p>



Listen.



Please sit down.

Look at the board **please**.

Open your workbook **please**.




Read with a partner.






Listen and repeat.

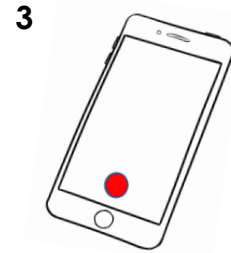
Follow the instructions.



Write on the board.



Take a photo.




Record the teacher.



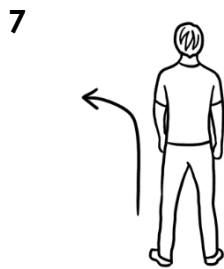
Stand next to the table.



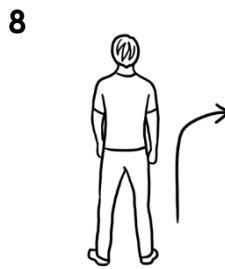
Stand in a line.



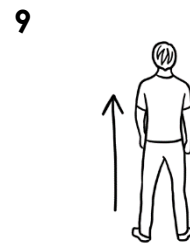
Stand in a circle.




Go left.




Go right.




Go straight ahead.



Turn the light on.



Turn the light off.



Walk slowly to the door.


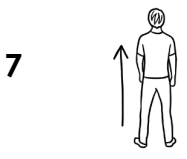

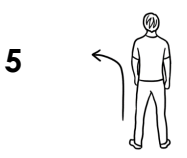
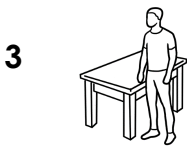
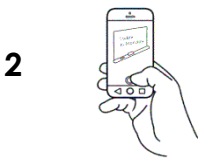



Walk quickly to the door.

Match.



Copy.



Take a photo.

Take a photo.

Stand in a line.

Write on the board.

Go right.

Stand next to the table.

Turn the light off.

Go left.

Go straight ahead.



Listen.

How to be polite

Can you stand in a line please?

Can you turn on the light please?



14. The community centre



Listen.



Colour the boxes.

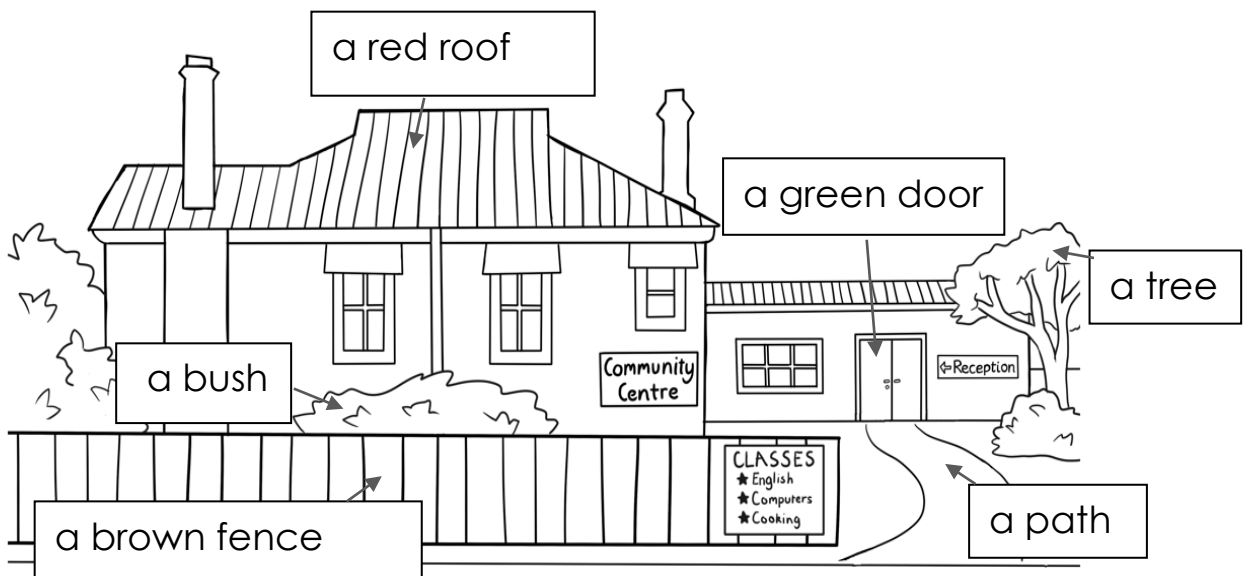
red	
blue	
orange	

green	
yellow	
white	

brown	
black	
grey	



Colour the community centre.



1 Listen.



Circle.

1. The community centre is	in Kemp Road.	in Kemp Street.	in Kemp Lane.
2. The building is	old.		new.
3. Near the door, there is	an old tree.	a big tree.	a small tree.



Listen.



Write.

Woman Excuse me.
Where is the community centre ?

Man The community centre?
Oh, it's in Kemp _____.
It's an _____ building.
It has a _____ roof and
a _____ fence.
There's a _____ tree
near the front door.

Woman Did you say a red _____?

Man Yes, that's right and
a brown _____.

Woman Okay, thank you.

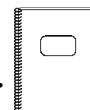
- Street
- red
- centre ✓
- old
- fence
- brown
- small
- roof



Read with partner.



Copy the sentences here and into your notebook.



1. building. It's old an

It's an old building.

2. has roof. red It a

3. a It fence. brown has

15. Signs at the community centre



Listen and repeat.



<p>1</p>  <input type="checkbox"/> <p>No smoking</p>	<p>2</p>  <input type="checkbox"/> <p>Exit</p>
<p>3</p>  <input type="checkbox"/> <p>Men's toilet</p>	<p>4</p>  <input type="checkbox"/> <p>Women's toilet</p>
<p>5</p>  <input type="checkbox"/> <p>No rubbish in the toilet</p>	<p>6</p>  <input type="checkbox"/> <p>Wash your hands.</p>
<p>7</p>  <input type="checkbox"/> <p>Wet floor</p>	<p>8</p>  <input type="checkbox"/> <p>Wear a face mask.</p>
<p>9</p>  <input type="checkbox"/> <p>Turn off the sound on your phone.</p>	<p>10</p>  <input type="checkbox"/> <p>Put rubbish in the bin.</p>

Tick the signs in your English centre.

Match.

	Exit
	Men's toilet
	No smoking
	Women's toilet
	Wash your hands.
	No rubbish in the toilet
	Wear a face mask.
	Wet floor
	Put rubbish in the bin.
	Turn off the sound on your phone.

16. A class timetable



Listen and repeat.



Ming's timetable



This is my timetable.
I go to class on Tuesday,
Wednesday and Friday.

	Monday	Tuesday	Wednesday	Thursday	Friday
Morning <i>am</i>		9:00 - 12:00 Room 4		Closed	9:30 - 12:30 Room 3
Afternoon <i>pm</i>			1:00 - 3:30 Room 4	Closed	

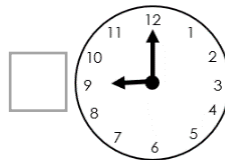


Tick.

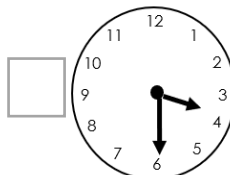
1. When does Ming go to class?

Monday Tuesday Wednesday Friday

2. What time does Ming start on Tuesday?









3. What time does Ming finish on Wednesday?





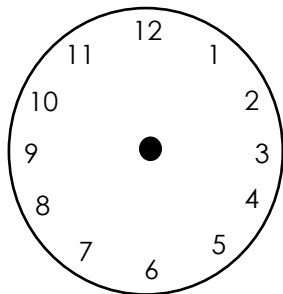
Listen.

Match the times on Ming's timetable.

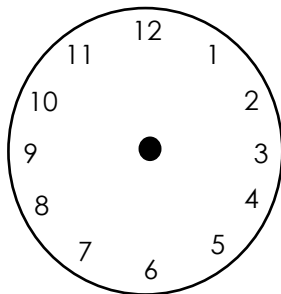
	Tuesday 9:00 12:00	
	Wednesday 1:00 3:30	
	Friday 9:30 12:30	



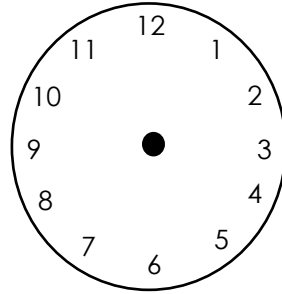
Draw the times.



9:00 am



9:30 am



1:00 pm



Write about your class times.

1. Today I start class at _____.
2. Today I finish class at _____.


17. Talk about family and friends.

 **Listen and repeat.** 

Sahra's family



My name is Sahra.
This is my **family**.



I am married.
This is my **husband** Tahil.



This is my **daughter** Hani.



This is my **brother** Abdi.



Sahra is my **sister**.
Hani is my **niece**.



Tahil is my **brother-in-law**.






Listen and repeat.



Mai's friend



Fatima **is** my friend.
 She **comes** from Syria.
 She **has** a brother.
 His name **is** Carim.



I **have** a brother too.
 His name **is** Bao.



Match.

Fatima is	from Syria.
She comes	Carim.
She has	my friend.
His name is	a brother.
I have	Bao.
His name is	a brother too.



Write about Fatima.

Fatima _____ Mai's friend.

She _____ from Syria.

She _____ a brother.

His name _____ Carim.



Read with a partner.





Listen and repeat.

Tall or short

I am **tall**.
Hani is **short**.



Tick who is tall.

1		2		3	
Abdi	Hani	Carim	Fatima	Nisha	Dev
<input checked="" type="checkbox"/>					

Write.

tall

short

- Abdi is tall. Hani is _____.
- Carim is _____. Fatima is _____.
- Nisha is _____. Dev is _____.

Who is **tall** in your class?



Write two names.




_____ and _____ are tall.



Listen and repeat.




Age

old	middle-aged	young
		
Ming	Lan	Mai

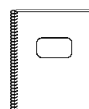


Ming is **old**.
 Lan is **middle-aged**.
 Mai is **young**.
 I am **young**.

Match.




Write the sentences in your notebook.



 **Listen and repeat.** 

Hair



I have **long** hair.

Mai has **long** hair. 

Carim has **short** hair. 

 **Copy.**



1. Nisha has long hair.

Nisha has long hair.



2. Anika has long hair.

_____.



3. Bao has short hair.

_____.

 **Listen.**

1 

straight



Lan has **straight** hair.

2 

wavy



Nisha has **wavy** hair.

3 

curly





Dev has **curly** hair.


 **Write.**

1. Lan has straight hair.

2. Nisha has _____ hair.

3. Dev has _____ hair.

 **Read** with a partner. 

 **Copy** into your notebook.




Hair and eye colour




Listen and repeat.








I have **blonde** hair.
Anika has **black** hair.
I have **blue** eyes.
Anika has **brown** eyes.





Colour.

Hair colours	
blonde	
light brown	
dark brown	
black	
grey	
red	

Eye colours	
brown eyes	
blue eyes	
green eyes	

Write



about you and your teacher.

I have _____ hair.

I have _____ eyes.

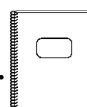
My teacher has _____ hair.

He / She has _____ eyes.



Read with a partner.

Copy the sentences into your notebook.



Lan talks about Bao.




Listen and repeat.



Bao is my son.
He is tall.
He has short hair and brown eyes.

Bao is **kind** and **helpful**.
He is **strong** and **healthy**.



Bao is **kind** and **helpful**.

He is **strong** and **healthy**.

Read with a partner.

Write the sentences here and into your notebook.

1.

Bao is my son.

2.

3.

Ming talks about Mai.



Listen and repeat.



Mai is my granddaughter.
She is short.
She has long hair and brown eyes.

Mai is **hard-working**.
She is **friendly**.

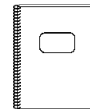
<p>Mai is hard-working.</p>	<p>She is friendly.</p>



Read with a partner.



Write the sentences here and into your notebook.



1.

Mai is my granddaughter.

2.

3.

Mai talks about Fatima.



2 Listen.

Tick.

1. Fatima comes from Somalia. China. Syria.
2. She is tall short.
3. She has brown eyes. blue eyes. green eyes.
4. She is a Year 9 student. Year 10 student.
5. She plays netball on Monday. Thursday. Friday.

Write.

Fatima is my friend.

She _____ from Syria.

She is _____.

She has _____ eyes.

Fatima is a Year 9 _____.

She plays netball on _____.

She is hard-working and _____.

comes
Friday
student
short
friendly
is ✓
blue

Read with a partner.

Copy into your notebook.

Lan talks about Nisha.



 **3 Listen.**

Tick.

1. Nisha comes from China. Syria. India.
2. She works in
 - a medical centre.
 - a childcare centre.
 - a community centre.
3. Nisha is tall. short.
4. She has long hair. short hair.
5. She has curly hair. wavy hair. straight hair.
6. She likes playing soccer. reading.

 **Write.**

1. Nisha is Lan's friend.
2. She comes from _____.
3. She works in a childcare _____.
4. Nisha is _____.
5. She has _____, _____ hair.
6. She likes _____.

centre

tall

friend ✓

reading

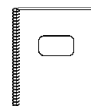
India

long

wavy



Read with your partner.  **Copy** into your notebook.



Bao talks about Abdi.



4 Listen.

Tick.

1. Abdi comes from China. Somalia. Syria.
2. He goes to school. work. uni. **uni = university**
3. Abdi is short. tall.
4. He has long hair. short hair.
5. He has curly hair. wavy hair. straight hair.
6. He likes playing soccer. reading.

Write.

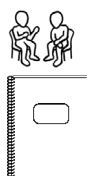
7. Abdi is Bao's friend.
8. He comes from _____.
9. He goes to _____.
10. Abdi is _____.
11. He has _____, _____ hair.
12. He likes playing _____.
13. Abdi is a _____ friend.



uni
tall
friend ✓
soccer
Somalia
good
short
curly

Read with your partner.

Copy into your notebook.



Talk about your partner.

 **Listen and repeat.** 

What is your name?
Where are you from?

Can you spell that please?



 **Write** about your partner.

1. My partner's name is _____.

2. He / She comes from _____.

 **Circle.**

1. My partner is	old.	middle-aged.	young.
2. He / She is	tall.	short.	
3. He / She has	long hair.	short hair.	
4. He / She has	straight hair.	wavy hair.	curly hair.
5. He / She has	brown eyes.	blue eyes.	green eyes.
6. My partner is	kind and helpful.	strong and healthy.	
	hard-working.	friendly.	

 **Read** about your partner in a group. 

 **Copy** the sentences into your notebook. 

18. The weather

What's the weather like today?

 **Listen and repeat.** 



sunny



cloudy



windy








rainy



stormy



 **Copy.**

1		It is sunny. <u>It is sunny.</u>
2		It is cloudy. _____
3		It is windy. _____
4		It is rainy. _____
5		It is stormy. _____

Tick.

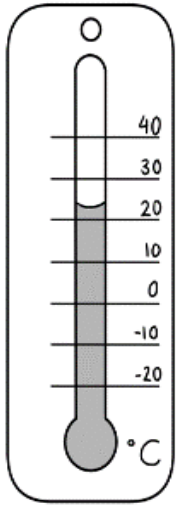
Today the weather is






sunny. cloudy. windy. rainy. stormy.


 **Read with a partner.** 


 **Listen and repeat.** 







Hot or Cold







				
warm	hot	very hot	cold	very cold



What do you think?
Is it a **nice** day? 

 Copy.	<input checked="" type="checkbox"/> Tick	Yes. It is.	No. It isn't.
1  It is a warm day. <u>It is a warm day.</u>		<input type="checkbox"/>	<input type="checkbox"/>
2  It is a hot day. _____		<input type="checkbox"/>	<input type="checkbox"/>
3  It is a very hot day. _____		<input type="checkbox"/>	<input type="checkbox"/>
4  It is a cold day. _____		<input type="checkbox"/>	<input type="checkbox"/>
5  It is a very cold day. _____		<input type="checkbox"/>	<input type="checkbox"/>

 **Read** with a partner. 

 **Copy** the sentences into your workbook. 

 **Listen and repeat.** 



How many degrees?





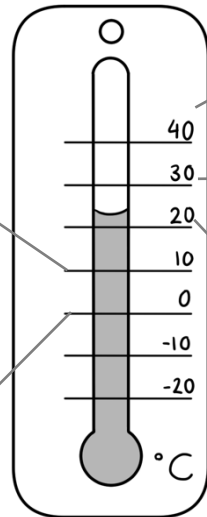
Is it hot or cold today?
How many degrees?


 **Write** the degrees.


°C = degrees


 It is cold.
 It is _____°C.

 It is very cold.
 It is _____°C.





 It is very hot.
It is _____°C.



 It is hot.
It is _____°C.

 It is warm.
It is _____°C.

 **Write** about today.

Student A	Student B
1 What day is it today? _____	It is _____.
2 What is the date? _____	It is _____ day month year
3 Is it hot or cold today?	It is _____. It is _____°C.

 **Read** with a partner. 

 **Copy** the sentences into your notebook. 

Is it a nice day for soccer?

 **Listen and repeat.** 





Bao and Abdi play soccer on the weekend.
They play at the park on sunny days.


 **Write.**

1. Who plays soccer? _____
2. When do they play? _____
3. Where do they play? _____






What is **a nice day**
for soccer?

Saturday
Warm and sunny
 20°C

Sunday
Cold and stormy
 13°C

 **Write** the day.

_____ is a nice day for soccer.

 **Read** with a partner. 

 **Listen and repeat.** 

What do you think?

Tick.



It is **cloudy** today. 
 It is **18°C**.
 Is it a **nice** day? 





Yes, it is.






It's OK.



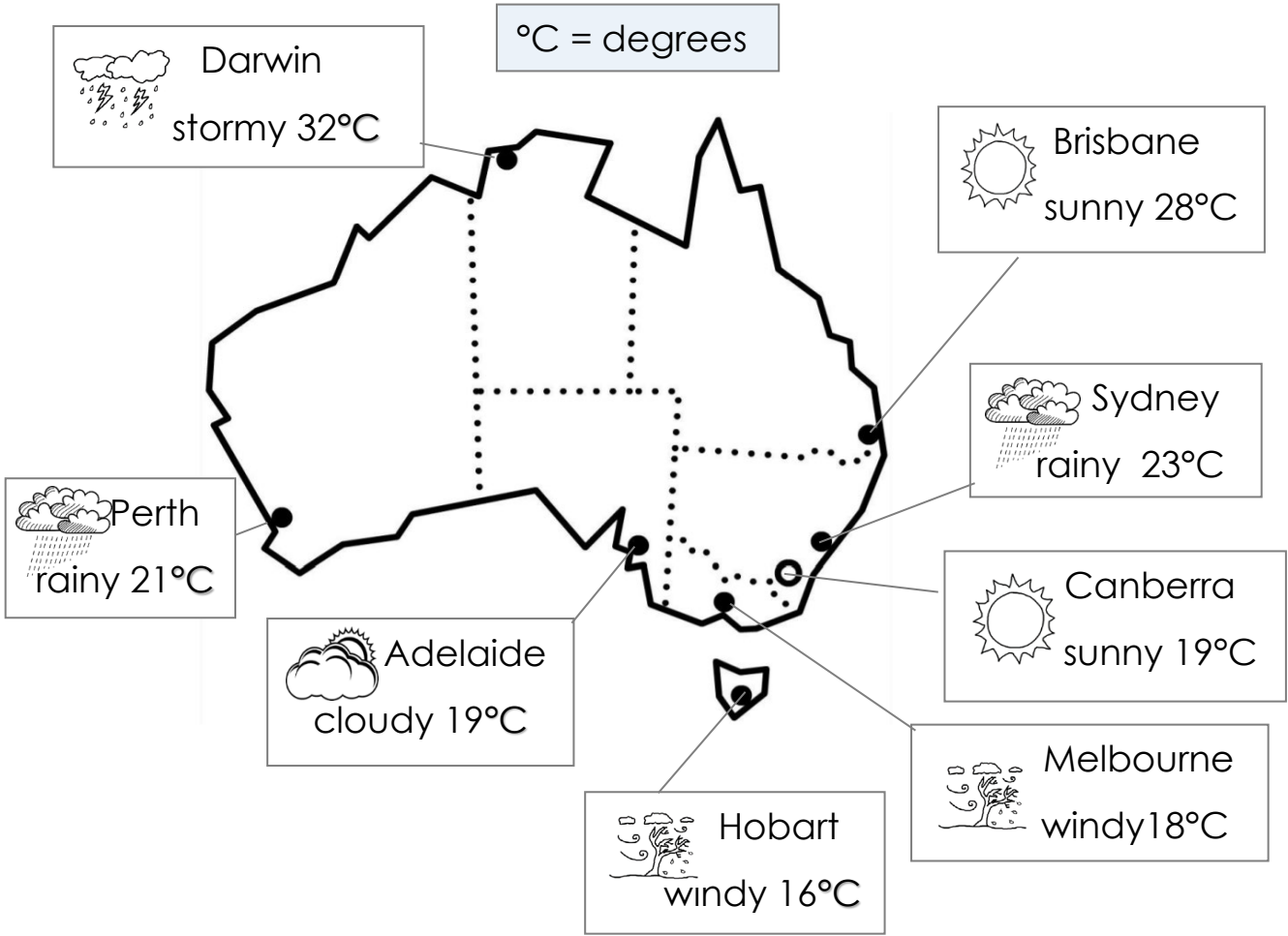
No, it isn't.

 **Read with a partner.** 

Student A	Student B ✓		
It is cloudy today. It is 11 °C. Is it a nice day? 	Yes, it is.	It's OK.	No, it isn't.
It is rainy tomorrow. It is 17 °C. Is it a nice day? 	Yes, it is.	It's OK.	No, it isn't.
It is sunny on Saturday. It is 21°C. Is it a nice day? 	Yes, it is.	It's OK.	No, it isn't.

Weather around Australia

 **Listen and repeat.** 




 **Write** about the weather.

1. In Brisbane, it is sunny and 28 °C.
2. In Sydney, it is _____ and _____ °C.
3. In Canberra, it is _____ and _____ °C.
4. In Melbourne, it is _____ and _____ °C.
5. In Hobart, it is _____ and _____ °C.
6. In Adelaide, it is _____ and _____ °C.
7. In Perth, it is _____ and _____ °C.
8. In Darwin, it is _____ and _____ °C.

 **Read** with a partner. 

19. The medical centre

 **Listen and repeat.** 



Excuse me.
Where's the medical centre?



Lan Excuse me.
Where's the medical centre?

Woman The medical centre?
Go straight ahead.
Turn right.
It's on your left.

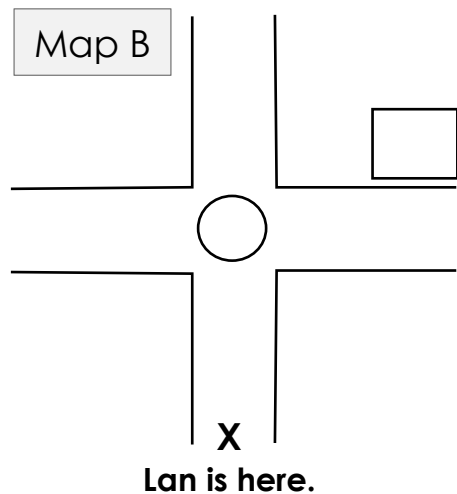
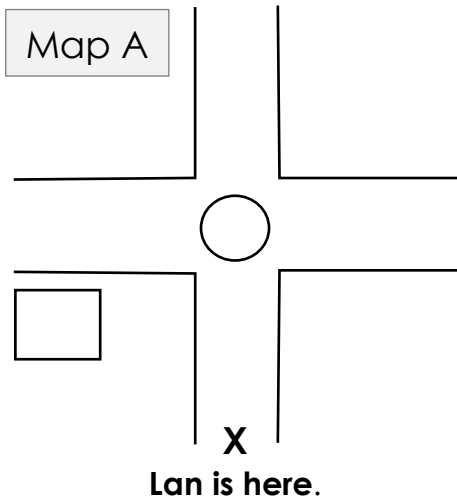

Lan Thanks for your help.

Woman You're welcome.

 **Read with a partner.** 


Tick.

Which map shows me the way to the medical centre?





Listen and repeat.



Kellivale Medical Centre			
Address	35 North Road, Kellivale		
Phone	6527 8344		
Hours	Monday	8:00am – 6:00pm	
	Tuesday	Wednesday	8:30am – 5:30pm
	Thursday	Friday	8:30am – 7:00pm
	Saturday	Sunday	Closed

Write.



1. When is the centre open on Monday?

From 8:00am to 6:00pm

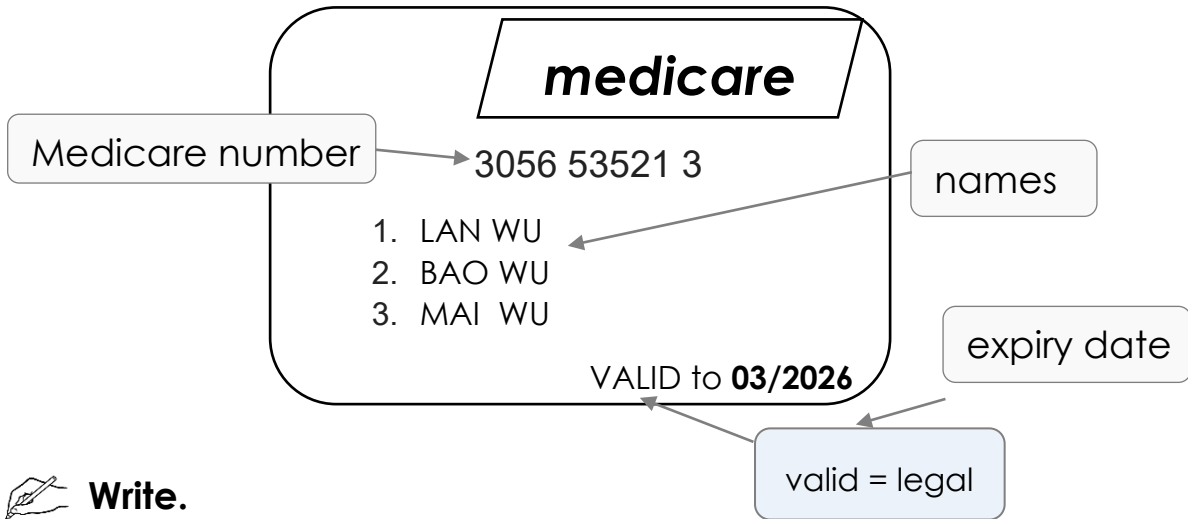
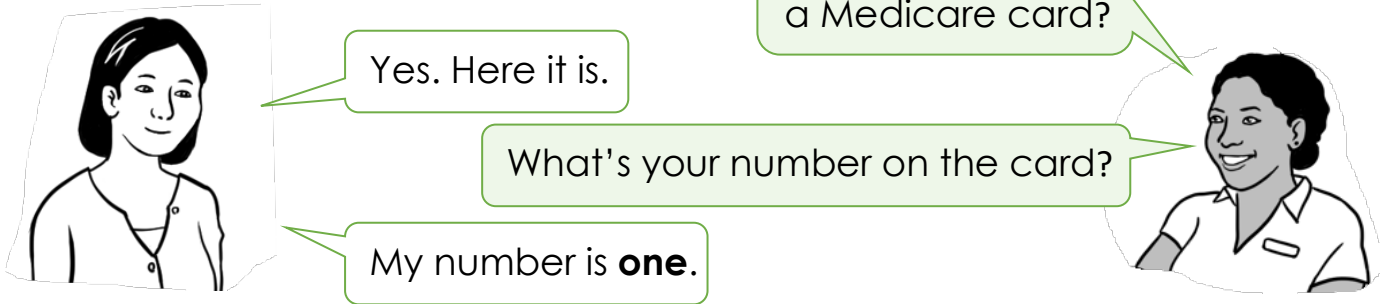
2. When is the centre open on Thursday?

From _____ to _____

3. What days is the centre closed?

_____ and _____

 **Listen and repeat.** 



 **Write.**

1. This is a Medicare card.
2. The names on the card are _____ and _____.
3. The Medicare number is _____.
4. The expiry date is _____.
5. Lan's number is _____.
6. Bao's number is _____.
7. Mai's number is _____.

 **Copy** from your medical card.

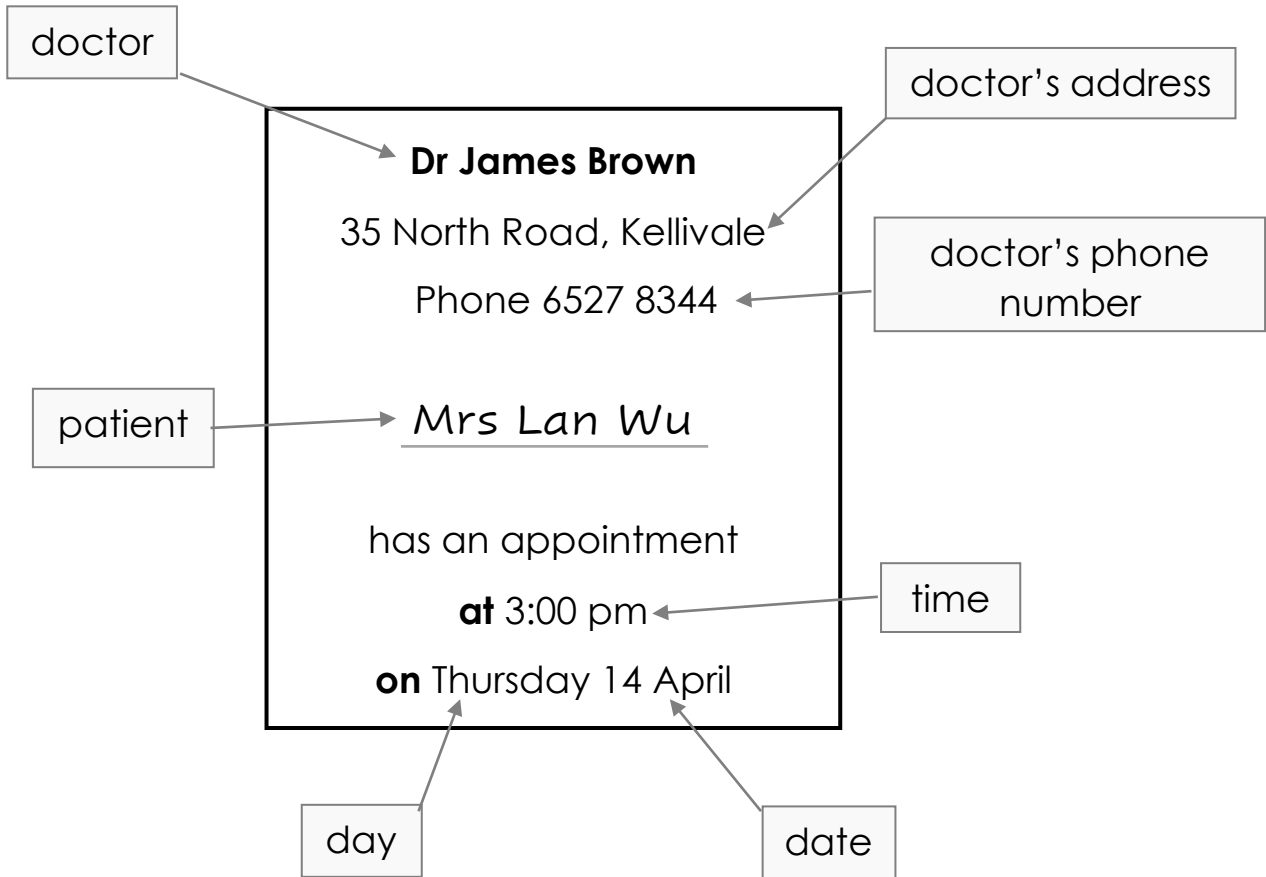
Card number _____

Expiry date _____

Your number on the card _____

 **Listen.**

This is my appointment card.



 **Write** about your doctor.

Doctor's name _____

Address _____

Phone number _____




Read the appointment card.

Match.

Question	Answer
1. What is this card?	35 North Road, Kellivale
2. Who is the patient?	an appointment card
3. Who is the doctor?	Mrs Lan Wu
4. What is the doctor's address?	Dr J. Brown
5. What is the phone number?	3:00 pm
6. What time is the appointment?	14 April
7. What day is the appointment?	6527 8344
8. What date is the appointment?	Thursday



Ask your partner the questions. 



Write.

- It is an appointment card.
- The doctor's _____ is Dr J. Brown.
- The doctor's _____ number is 6527 8344.
- The _____ of the appointment is 3:00pm.
- The _____ of the appointment is 14 April.

- | |
|--------|
| name |
| card ✓ |
| date |
| time |
| phone |



Read with a partner. 

20. What's this?



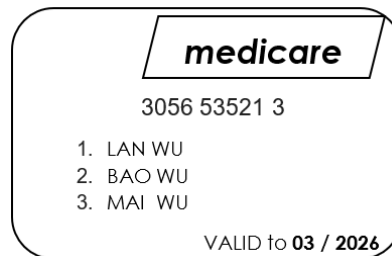
Listen and repeat.



What's this?



1. It is an appointment card.



2. It is a Medicare card.

April				
Mon	Tues	Wed	Thurs	Fri
4	5	6	7	8
rainy	stormy	cloudy	windy	sunny

3. It is a weather chart.

	Mon	Tues	Wed	Thurs	Fri
Morning am		9.00 -12.00 Room 4		Closed	9.30 -11.30 Room 3
Afternoon pm			1.00 - 3:30 Room 4	Closed	

4. It is a timetable.

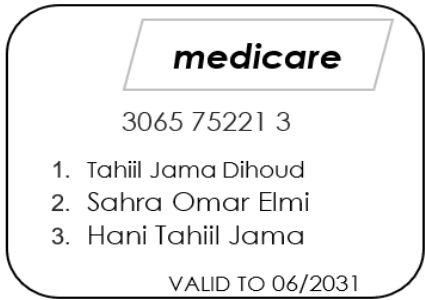


5. It is a sign.

Match.



What's this?



It is a Medicare Care card.

It is a sign.

It is a weather chart.

It is an appointment card.

It is a timetable.

Morning		Afternoon		
7 am	10 am	12 pm	2 pm	5 pm
13°C	21°C	28°C	33°C	37°C
cold	warm	hot	very hot	very hot

Dr Myra Kidman
 35 North Road, Kellivale
 Phone: 6527 8344

Pari Kumar
has an appointment
at 9:30am
on Wed 18 Aug

	Mon	Tues	Wed	Thurs	Fri
Morning					
Start:	9:00	9:30			
Finish:	12:00	12:30			
	Room 3	Room 4			
Lunch break					
Afternoon					
Start:	12:30	1:00			
Finish:	2:30	3:00			
	Room 3	Room 4			



Point.

What's this?






Ask your partner









It is a timetable.

21. Word List

When	Days	Months
<p>time </p> <p>year</p> <p>month</p> <p>week</p> <p>day</p> <p>morning</p> <p>afternoon</p> <p>today</p> <p>tomorrow</p> <p>next week</p> <p>weekend</p>	<p></p> <p>Monday</p> <p>Tuesday</p> <p>Wednesday</p> <p>Thursday</p> <p>Friday</p> <p>Saturday</p> <p>Sunday</p> <p>birthday </p>	<p>January</p> <p>February</p> <p>March</p> <p>April</p> <p>May</p> <p>June</p> <p>July</p> <p>August</p> <p>September</p> <p>October</p> <p>November</p> <p>December</p>

Timetable	Appointment card	Weather
<p>day</p> <p>morning</p> <p>afternoon</p> <p>evening</p> <p>start</p> <p>finish</p> <p>room</p>	<p>doctor </p> <p>patient</p> <p>time</p> <p>day</p> <p>date</p> <p>address</p> <p>phone number</p>	<p>hot</p> <p>warm</p> <p>cold</p> <p>sunny </p> <p>cloudy</p> <p>windy</p> <p>rainy</p> <p>stormy</p> <p>nice </p>

Verbs	Workbook instructions	Classroom instructions
<p>to be</p> <p>to have</p> <p>to understand</p> <p>to go</p> <p>to come</p> <p>to want</p> <p>to buy</p> <p>to put</p> <p>to start</p> <p>to finish</p> <p>to talk</p> <p>to play</p> 	<p>read </p> <p>write</p> <p>copy</p> <p>listen</p> <p>say</p> <p>repeat</p> <p>ask</p> <p>spell</p> <hr/> <p>tick</p> <p>circle </p> <p>underline</p> <p>point</p> <p>record</p> <p>match</p> <p>work</p> <p>colour</p>	<p>Come in. </p> <p>Sit down.</p> <p>Stand up.</p> <p>Open your book.</p> <p>Close your book.</p> <p>Look at the board.</p> <p>Write on the board.</p> <p>Take a photo.</p> <p>Record the teacher.</p> <hr/> <p>Stand next to the table.</p> <p>Stand in a line.</p> <p>Stand in a circle.</p> <p>Walk slowly.</p> <p>Walk quickly.</p> <p>Turn the light on.</p> <p>Turn the light off.</p> <p>Go left.</p> <p>Go right.</p> <p>Go straight ahead.</p> 

Colour	Talk about people	Family and friends
yellow orange white blonde light brown dark brown black grey red green blue	tall short old middle aged young long hair short hair straight hair curly hair wavy hair blonde hair blue eyes green eyes brown eyes	husband wife father mother daughter son brother sister niece nephew brother-in-law friend
		What do you think?
		kind helpful strong healthy friendly hard working

Useful Sentences	
Sorry, I don't understand. Can you speak slowly please? Can you say that again please? Can you help me please? Can you spell that please?	What's your name? Where are you from? When is your birthday? What's the weather like?

